



www.axiomtek.com



2023

CONDENSED
CATALOG



Table of Contents

Overview

About Axiomtek	3
----------------------	---

Boards and Modules

System on Modules	5
1.8" Embedded Board	8
Pico-ITX SBCs	9
3.5" Embedded Boards	11
Mini-ITX Motherboards	12
ATX Motherboards	14
EATX Motherboard	16
Slot CPU Cards	17
ARM-based Embedded Boards	18
Smart Display Modules	20
PCI Express Cards	21

Systems and Platforms

Embedded Systems	24
Edge AI Systems	34
Transportation Embedded Systems	39
Certification Guide	44
x86-based DIN-Rail Embedded Systems	45
RISC-based DIN-Rail Embedded Systems	47
DIN-rail Cybersecurity Gateways	48
Industrial Chassis	49
Embedded MicroBoxes	50
Industrial Systems	51
GPU Workstation	53
Machine Vision Systems	54
OPS+ & OPS Digital Signage Players	55
Digital Signage Players	56
Intelligent Medical Systems	58

Industrial Panel PCs

Fanless Touch Panel Computers	60
Heavy-duty Fanless Touch Panel Computers	62
Stainless Touch Panel Computers	65
Industrial Touch Panel Computers	68
Industrial Touch Monitors	70
Medical Panel Computers	73
Transportation Touch Panel Computers	75
Transportation Monitors	76
Modular Panel Computers	78
Self-service Kiosk	79

Network Appliances

Networking Security and Edge Server Platforms	80
SOHO Network Appliances	83
LAN Modules	86

About us

The Passion of Doing Great Things

Axiomtek, established in 1990, is one of the world's leading designers/manufacturers of embedded industrial computer products. From its origin as a turnkey systems integrator specializing in data acquisition and control systems, Axiomtek has trended with the IIoT evolution by offering intelligent industrial computers and edge computing solutions and value-added services for a variety of mission-critical industries. As a valuable and reliable industrial manufacturer, Axiomtek will continue to offer cutting-edge solutions, value and professional support to assist our customers in achieving their success.

Design Engineering Services



Global Support and Service

In-house manufacturing and system assembly. Global certifications for worldwide product development.



Diverse Industry Experience

Quick innovation on the customized application and fully-integrated simulation technology.



Project Management Service

World-class project managers take ownership of your projects from concept through mass production.



Accelerate Time-to-Market

Utilizes development resources quickly, efficiently, and within budget.

Manufacturing & Logistic Service Center

Axiomtek maintains a solid global network of international subsidiaries and distributors representing our brand in more than 60 countries. Our sales and technical support resources are seamlessly accessible to our customers and channel partners alike through 15 Axiomtek offices located in APAC, Europe, and the USA.

Domain-Focused Systems

To Enable Industry Leading Innovations



AUTOMATION



RETAIL



GAMING



NETWORK



TRANSPORTATION



MEDICAL

Ecosystem Partner Collaboration

As an Intel®, Microsoft®, NVIDIA®, NXP, and AMD partner, Axiomtek has ample awareness of market trends and can rapidly develop advanced applications to enhance the competitiveness of our customers. While collaborating closely with some of the leading solution providers - including Basler and SICK on machine vision solutions, LIPS on 3D vision deployment, Allxon on simplification of large-scale AIoT implementation, and AI chipmaker Hailo on a new level of AI solutions - Axiomtek continues to develop and deliver cutting edge products for AIoT applications and serves our key markets with innovative solution packages of hardware and software.

System on Modules



NEW



Features\Models	CEM310	CEM311	CEM320		
Form Factor	COM Express® Type 10 Mini	COM Express Type 10 Mini	COM Express Type 10 Mini		
CPU Level	Intel® Atom® x5/x7	Intel® Pentium® N4200 or Intel® Celeron® N3350	Intel Atom® x6000E Series or Intel® Celeron® N/J Series		
CPU Socket	Onboard	Onboard	Onboard		
Core Logic Chipset	SoC integrated	SoC integrated	SoC integrated		
Memory Type	DDR3L-1866	DDR3L-1866/LPDDR4	LPDDR4-4267		
Max. DRAM Capacity	4GB (default)/8GB (optional)	4GB (default)/8GB (optional)	16GB/ 8GB		
Cache RAM Capacity	SoC integrated	SoC integrated	SoC integrated		
BIOS	AMI UEFI BIOS (Legacy Free)	AMI UEFI BIOS (Legacy Free)	AMI UEFI BIOS (Legacy Free)		
Watchdog Timer	65536 levels, 0 to 65535 sec.	65536 levels, 0 to 65535 sec.	65536 levels, 0 to 65535 sec.		
Onboard Storage	eMMC 5.0 up to 64GB (optional)	eMMC 5.0 up to 64GB (optional)	eMMC 5.1 up to 64GB		
Onboard GPIO	4-in/4-out	4-in/4-out	4-in/4-out		
SATA	2 x SATA-600	2 x SATA-600	2 x SATA-600		
TPM	N/A	N/A	TPM 2.0		
I/O	Serial	COM 1	TX/RX	TX/RX	TX/RX
		COM 2	TX/RX	TX/RX	TX/RX
		COM 3	N/A	N/A	N/A
		COM 4	N/A	N/A	N/A
USB	2 x USB 3.0 8 x USB 2.0	2 x USB 3.0 8 x USB 2.0	2 x USB 3.0 8 x USB 2.0		
Display	1 x DDI 1 x LVDS (eDP optional)	1 x DDI 1 x LVDS (eDP optional)	1 x LVDS (eDP optional) 1 x DDI		
Ethernet	1 x 10/100/1000 Mbps	1 x 10/100/1000 Mbps	1 x 10/100/1000/2500 Mbps		
Audio	Codec on baseboard	Codec on baseboard	Codec on baseboard		
Hardware Monitoring	Yes	Yes	Yes		
SMBus	Yes	Yes	Yes		
Expansion Interface	4 x PCIe x1	4 x PCIe x1	4 x PCIe x1		
Power Management	ACPI	ACPI	ACPI		
Operating Temperature	Industrial: -40°C to +85°C (-40°F to +185°F) Standard: -20°C to +70°C (-4°F to +158°F)	Industrial: -40°C to +85°C (-40°F to +185°F) Standard: -20°C to +70°C (-4°F to +158°F)	Industrial: -40°C to +85°C (-40°F to +185°F) Standard: -20°C to +70°C (-4°F to +158°F)		
Relative Humidity	10%- 95%, non-condensing	10%- 95%, non-condensing	10%- 95%, non-condensing		
EMI Compliance	CE	CE	CE		



Features\Models	CEM130	CEM521	CEM530
Form Factor	COM Express Type 6 Compact	COM Express Type 6 Compact	COM Express Type 6 Compact
CPU Level	AMD Ryzen™ Embedded V1000	8th gen Intel®Core™/ Celeron® 4305UE	Intel® Xeon® or 9th/8th gen Intel® Core™
CPU Socket	Onboard	Onboard	Onboard
Core Logic Chipset	SoC integrated	SoC integrated	Intel® CM246/Intel® QM370
Memory Type	DDR4-2400/3200	DDR4-2400	DDR4-2666
Max. DRAM Capacity	32GB (dual channel)	64GB	64GB (96GB optional)
Cache RAM Capacity	SoC integrated	SoC integrated	SoC integrated
BIOS	AMI UEFI BIOS (Legacy Free)	AMI UEFI BIOS (Legacy Free)	AMI UEFI BIOS (Legacy Free)
Watchdog Timer	65536 levels, 0 to 65535 sec.	65536 levels, 0 to 65535 sec.	65536 levels, 0 to 65535 sec.
Onboard Storage	N/A	eMMC 5.1 up to 64GB (optional)	N/A
Onboard GPIO	4-in/4-out	4-in/4-out	4-in/4-out
SATA	2 x SATA-600	3 x SATA-600	4 x SATA-600
TPM	TPM 2.0	TPM 2.0	TPM 2.0
I/O	Serial		
	COM 1	TX/RX	TX/RX
	COM 2	TX/RX	TX/RX
	COM 3	N/A	N/A
COM 4	N/A	N/A	N/A
USB	3 x USB 3.0 8 x USB 2.0	4 x USB 3.0 8 x USB 2.0	4 x USB 3.0 8 x USB 2.0
Display	1 x VGA 1 x LVDS (eDP 1.3 optional) 2 x DDI (supports HDMI 1.4/DVI/DP 1.2*) *HDMI 2.0/DP 1.4 needs Redriver chip on carrier board	1 x LVDS (eDP 1.4 optional) 1 x VGA (default) 1 x DDI	1 x LVDS (eDP 1.4 optional) 1 x VGA (default) 1 x DDI
Ethernet	1 x 10/100/1000 Mbps	1 x 10/100/1000 Mbps	1 x 10/100/1000 Mbps
Audio	Codec on baseboard	Codec on baseboard	Codec on baseboard
Hardware Monitoring	Yes	Yes	Yes
SMBus	Yes	Yes	Yes
Expansion Interface	7 x PCIe x1 via PCIe bridge	8 x PCIe x1 Gen3	1 x PCIe x16 Gen3 8 x PCIe x1 Gen3
Power Management	ACPI	ACPI	ACPI
Operating Temperature	-20°C to +60°C (-4°F to +140°F)	Industrial: -40°C to 85°C (-40°F to 185°F) Standard: -20°C to +70°C (-4°F to +158°F)	Industrial: -40°C to 85°C (-40°F to 185°F) Standard: 0°C to 60°C (32°F to 140°F)
Relative Humidity	10%- 95%, non-condensing	10%- 95%, non-condensing	10%- 95%, non-condensing
EMI Compliance	CE	CE	CE



System on Modules

NEW



NEW



Features\Models	CEM561	CEM710		
Form Factor	COM Express Type 6 Compact	COM Express® Type 7 Basic		
CPU Level	12th gen Intel® Core™/ Celeron®	Intel® Xeon® D-1700 LCC		
CPU Socket	Onboard	Onboard		
Core Logic Chipset	SoC integrated	SoC integrated		
Memory Type	DDR4-3200	DDR4-2666		
Max. DRAM Capacity	64GB	64GB (128GB optional)		
Cache RAM Capacity	SoC integrated	SoC integrated		
BIOS	AMI UEFI BIOS (Legacy Free)	AMI UEFI BIOS (Legacy Free)		
Watchdog Timer	65536 levels, 0 to 65535 sec.	65536 levels, 0 to 65535 sec.		
Onboard Storage	NVME up to 512GB (optional)	N/A		
Onboard GPIO	4-in/4-out	4-in/4-out		
SATA	3 x SATA-600	2 x SATA-600		
TPM	TPM 2.0	TPM 2.0		
I/O	Serial	COM 1	TX/RX	TX/RX
		COM 2	TX/RX	TX/RX
		COM 3	N/A	N/A
		COM 4	N/A	N/A
USB	4 x USB 3.0 8 x USB 2.0	4 x USB 3.0 4 x USB 2.0		
Display	1 x LVDS (eDP 1.4 optional) 1 x VGA (default) 2 x DDI	N/A		
Ethernet	1 x 10/100/1000/2500 Mbps	1 x 10/100/1000/2500 Mbps		
Audio	Codec on baseboard	Codec on baseboard		
Hardware Monitoring	Yes	Yes		
SMBus	Yes	Yes		
Expansion Interface	8 x PCIe x1 Gen3	1 x PCIe x16 Gen3 1 x PCIe x8 Gen3 8 x PCIe x1 Gen2		
Power Management	ACPI	ACPI		
Operating Temperature	-40°C to +85°C (-40°F to +185°F)	0°C to +70°C (+32°F to +158°F)		
Relative Humidity	10%- 95%, non-condensing	10%- 95%, non-condensing		
EMI Compliance	CE	CE		

1.8" Embedded Board

NEW



Features\Models		KIWI310
Form Factor		1.8"
CPU Level		Intel® Celeron® N3350
CPU Socket		Onboard
Core Logic Chipset		SoC integrated
Memory Type		LPDDR4
Max. DRAM Capacity		4GB
Cache RAM Capacity		Integrated in CPU
BIOS		AMI
Watchdog Timer		255 levels, 1 to 255 sec
SSD		N/A
Digital I/O		N/A
I/O	SATA	N/A
	Serial	TX/RX
	USB	2 x USB 2.0 2 x USB 3.2
SIM Card Slot		N/A
Display		1 x Micro HDMI
Ethernet		1 x 10/100/1000 Mbps Ethernet
Audio		N/A
Hardware Monitoring		N/A
SMBus		1 x M.2 Key E
Expansion Interface		ACPI
Power Management		Yes
Operating Temperature		0°C to +60°C (+32° F to 140° F)
Relative Humidity		10% to 95%, non-condensing
EMI Compliance		CE

* All specifications and photos are subject to change without notice.



Pico-ITX SBCs



Features\Models	PICO52R	PICO316	PICO317	
Form Factor	Pico-ITX	Pico-ITX	Pico-ITX	
CPU Level	8th gen Intel® Core™ i7/i5/i3 & Celeron®	Intel® Pentium® N4200, Celeron® N3350 and J455	Intel® Atom® x5-E3940	
CPU Socket	Onboard	Onboard	Onboard	
Core Logic Chipset	SoC integrated	SoC integrated	SoC integrated	
Memory Type	DDR4-2400	DDR3L-1867	DDR3L-1867	
Max. DRAM Capacity	32GB	8GB	8GB	
Cache RAM Capacity	Integrated in CPU	Integrated in CPU	Integrated in CPU	
BIOS	AMI UEFI BIOS	AMI UEFI BIOS	AMI UEFI BIOS	
Watchdog Timer	65536 levels, 0 to 65535 sec.	65536 levels, 0 to 65535 sec.	65536 levels, 0 to 65535 sec.	
SSD	64GB eMMC (optional)	1 x mSATA (Optional)	1 x mSATA (Optional)	
Digital I/O	4-channel in/out programmable	N/A	N/A	
I/O	SATA	1 x SATA-600	1 x SATA-600	
	Serial	COM 1	RS-232/422/485	RS-232
		COM 2	RS-232/422/485	RS-232
USB	2 x USB 3.2 2 x USB 2.0	3 x USB 3.0 2 x USB 2.0	3 x USB 3.0 2 x USB 2.0	
Display	1 x LVDS 1 x DisplayPort++ 1 x HDMI	1 x HDMI 1 x LVDS	1 x HDMI 1 x LVDS	
Ethernet	2 x 10/100/1000 Mbps Ethernet	1 x 10/100/1000 Mbps Ethernet	1 x 10/100/1000 Mbps Ethernet	
Audio	N/A	HD codec	HD Codec	
Hardware Monitoring	Yes	Yes	Yes	
SMBus	Yes	Yes	Yes	
Expansion Interface	1 x M.2 Key E 22x30	1 x Full-size PCI Express Mini Card slot	1 x Full-size PCI Express Mini Card slot	
Power Management	ACPI	ACPI	ACPI	
Battery	Lithium	Lithium	Lithium	
Operating Temperature	-20°C to +60°C (-4°F to +140°F)	-20°C to +60°C (-4°F to +140°F)	-40°C to +70°C (-40°F to +158°F)	
Relative Humidity	10%- 95%, non-condensing	10%- 95%, non-condensing	10%- 95%, non-condensing	
EMI Compliance	CE	CE	CE	



Features\Models	PICO318	PICO319
Form Factor	Pico-ITX	Pico-ITX
CPU Level	Intel® Pentium® N4200/ Celeron® N3350 and J455	Intel® Atom® x5-E3940
CPU Socket	Onboard	Onboard
Core Logic Chipset	SoC integrated	SoC integrated
Memory Type	DDR3L-1867	DDR3L-1867
Max. DRAM Capacity	8GB	8GB
Cache RAM Capacity	Integrated in CPU	Integrated in CPU
BIOS	AMI UEFI BIOS	AMI UEFI BIOS
Watchdog Timer	65536 levels, 0 to 65535 sec.	65536 levels, 0 to 65535 sec.
SSD	1 x M.2 Key B 22 x 42 or 30 x 42 1 x mSATA (Optional)	1 x M.2 Key B 22 x 42 or 30 x 42 1 x mSATA (Optional)
Digital I/O	4-channel in/out programmable	4-channel in/out programmable
SATA	N/A	N/A
I/O	Serial	COM 1 RS-232/422/485 COM 2 RS-232
	USB	2 x USB 3.0 2 x USB 2.0
Display	1 x DisplayPort++ 1 x LVDS	1 x DisplayPort++ 1 x LVDS
Ethernet	2 x 10/100/1000 Mbps Ethernet	2 x 10/100/1000 Mbps Ethernet
Audio	HD Codec	HD Codec
Hardware Monitoring	Yes	Yes
SMBus	Yes	Yes
Expansion Interface	1 x Half-size PCI Express Mini Card slot	1 x Half-size PCI Express Mini Card slot
Power Management	ACPI	ACPI
Battery	Lithium	Lithium
Operating Temperature	-20°C to +60°C (-4°F to +140°F)	-40°C to +70°C (-40°F to +158°F)
Relative Humidity	10%- 95%, non-condensing	10%- 95%, non-condensing
EMI Compliance	CE	CE

3.5" Embedded Boards



Features\Models	CAPA322	CAPA55R	CAPA13R	CAPA13S		
Form Factor	3.5"	3.5"	3.5"	3.5"		
CPU Level	Intel® Celeron® N6210/J6412 or Intel® Atom® x6413E	11th gen Intel® Core™ i7/i5/i3 & Celeron®	AMD® RYZEN™ Embedded V1807B and V1605B APU	AMD® RYZEN™ Embedded V1807B and V1605B APU		
CPU Socket	Onboard	Onboard	Onboard	Onboard		
Core Logic Chipset	SoC integrated	SoC integrated	SoC integrated	SoC integrated		
Memory Type	DDR4-3200	DDR4-3200	DDR4-3200/2400	DDR4-3200/2400		
Max. DRAM Capacity	32GB	64GB	16GB	16GB		
Cache RAM Capacity	Integrated in CPU	Integrated in CPU	Integrated in CPU	Integrated in CPU		
BIOS	AMI UEFI BIOS	AMI UEFI BIOS	AMI UEFI BIOS	AMI UEFI BIOS		
Watchdog Timer	65536 Levels, 0 to 65535 sec.	65536 Levels, 0 to 65535 sec.	256 Levels, 0 to 255 sec.	256 Levels, 0 to 255 sec.		
SSD	1 x mSATA 1 x M.2 Key B (Optional)	1 x M.2 Key M (NVMe)	1 x M.2 Key B	1 x M.2 Key B		
Digital I/O	8 channels in/out programmable	8 channels in/out programmable	8 channels in/out programmable	8 channels in/out programmable		
I/O	SATA	1 x SATA-600	1 x SATA-600	1 x SATA-600		
	Serial	COM 1	RS-232/422/485	RS-232/422/485	RS-232/422/485	
		COM 2	RS-232/422/485	RS-232/422/485	RS-232	
		COM 3	RS-232	N/A	N/A	N/A
		COM 4	RS-232	N/A	N/A	N/A
USB	4 x USB 2.0 2 x USB 3.2	4 x USB 2.0 3 x USB 3.2	2 x USB 2.0 2 x USB 3.2	2 x USB 2.0 2 x USB 3.2		
Display	1 x DisplayPort 1 x HDMI 1 x LVDS 1 x eDP (Optional)	1 x DisplayPort++ 1 x HDMI 1 x LVDS 1 x eDP (optional)	1 x DisplayPort++ 2 x HDMI 1 x LVDS	1 x DisplayPort++ 2 x HDMI 1 x eDP		
Ethernet	2 x 10/100/1000/2500 Mbps	1x 10/100/1000 Mbps 1 x 10/100/1000/2500 Mbps	2 x 10/100/1000 Mbps 2 x 10/100/1000 Mbps (optional)	2 x 10/100/1000 Mbps 1 x 10/100/1000 Mbps (optional)		
Audio	HD audio link	HD audio link	HD audio link	HD Codec		
Hardware Monitoring	Yes	Yes	Yes	Yes		
SMBus	Yes	Yes	Yes	Yes		
Expansion Interface	1 x M.2 Key E 1 x M.2 Key B 1 x PCI Express Mini card (Optional)	1 x M.2 Key E 1 x M.2 Key B	1 x M.2 Key E	1 x M.2 Key E		
Power Management	ACPI	ACPI	ACPI	ACPI		
Battery	Lithium	Lithium	Lithium	Lithium		
Operating Temperature	-20°C to +70°C (-4°F to 158°F) -40°C to +85°C (-40°F to 185°F)	-20°C to +70°C (-4°F to +158°F)	-20°C to +60°C (-4°F to 140°F)	-20°C to +60°C (-4°F to 140°F)		
Relative Humidity	10% to 95%, non-condensing	10% to 95%, non-condensing	10% to 95%, non-condensing	10% to 95%, non-condensing		
EMI Compliance	CE	CE	CE	CE		

Mini-ITX Motherboards

NEW



NEW



NEW



Features\Models	MANO566	MANO561	MANO560	
Form Factor	Mini-ITX	Mini-ITX	Mini-ITX	
CPU Level	12th gen Intel® Core™ i7/i5/i3, Pentium® & Celeron®	12th gen Intel® Core™ i9/i7/i5/i3 Pentium® & Celeron®	12th gen Intel® Core™ i9/i7/i5/i3 Pentium® & Celeron®	
CPU Socket	LGA1700	LGA1700	LGA1700	
Core Logic Chipset	Intel® Q670E	Intel® H610	Intel® H610	
Memory Type	DDR4-3200	Integrated in CPU	DDR4-3200/2666/2400	
Max. DRAM Capacity	64GB	64GB	64GB	
Cache RAM Capacity	Integrated in CPU	Integrated in CPU	Integrated in CPU	
BIOS	AMI	AMI	AMI	
Watchdog Timer	255 levels, 1 to 255 sec.	255 levels, 1 to 255 sec.	255 levels, 1 to 255 sec.	
SSD	1 x M.2 Key M , Support NVMe	1 x M.2 Key B	1 x M.2 Key B	
Digital I/O	8-in/out	8-in/out	8-in/out	
SATA	2 x SATA-600	1 x SATA-600	1 x SATA-600	
I/O	Serial	COM 1	RS-232/422/485	RS-232/422/485
		COM 2	RS-232/422/485	RS-232
		COM 3	RS-232/422/485	RS-232
		COM 4	RS-232/422/485	RS-232
		COM 5	N/A	N/A
		COM 6	N/A	N/A
USB		4 x USB 3.2 4 x USB 2.0	2 x USB 3.2 Gen1 5 x USB 2.0	2 x USB 3.2 Gen1 5 x USB 2.0
		Display	2 x HDMI 1 x DisplayPort++ 1 x eDP	2 x HDMI 1 x LVDS 1 x VGA
Ethernet	2 x 10/100/1000/2500 Mbps	1 x 2500/1000/100/10 Mbps 1 x 1000/100/10 Mbps	1 x 2500/1000/100/10 Mbps 1 x 1000/100/10 Mbps	
Audio	HD Codec	HD Codec	HD codec	
Hardware Monitoring	Yes	Yes	Yes	
Expansion Interface	1 x PCIe x16 1 x M.2 Key M 2280 1 x M.2 Key E 2230 1x M.2 Key B 3052/3042	1 x PCIe x16 1 x M.2 Key B 1 x M.2 Key E 2230 1 x PCIe Mini Card slot	1 x PCIe x16 1 x M.2 Key B 1 x M.2 Key E 2230 1 x PCIe Mini Card slot	
Power Management	ACPI	ACPI	ACPI	
Battery	Lithium	Lithium	Lithium	
Operating Temperature	0°C to +60°C (+32°F to +140°F)	0°C to +60°C (+32°F to +140°F)	0°C to +60°C (+32°F to +140°F)	
Relative Humidity	10%- 95%, non-condensing	10%- 95%, non-condensing	10%- 95%, non-condensing	
EMI Compliance	CE	CE	CE	

Mini-ITX Motherboards



NEW



Features\Models	MANO540	MANO526	MANO522	MANO321		
Form Factor	Mini-ITX	Mini-ITX	Mini-ITX	Mini-ITX		
CPU Level	10th gen Intel® Core™ i9/i7/i5/i3, Pentium® & Celeron®	9th/8th gen Intel® Core™ i7/i5/i3, Pentium® & Celeron®	9th/8th Gen Intel® Core™ i7/i5/i3	Intel® Celeron® Processor J6412		
CPU Socket	FCLGA1200	LGA1151	LGA1151	Onboard		
Core Logic Chipset	Intel® H410	Intel® Q370	Intel® H310	SoC integrated		
Memory Type	DDR4-2933/2666/2400	DDR4-2400/2666	DDR4-2666/2400	DDR4-3200/2666/2400		
Max. DRAM Capacity	64GB	32GB	64GB	32GB		
Cache RAM Capacity	Integrated in CPU	Integrated in CPU	Integrated in CPU	Integrated in CPU		
BIOS	AMI	AMI	AMI	AMI		
Watchdog Timer	255 levels, 1 to 255sec.	255 levels, 1 to 255 sec.	255 levels, 1 to 255 sec.	255 levels, 1 to 255 sec.		
SSD	1 x M.2 Key B	1 x M.2 Key M	1 x mSATA	1 x mSATA		
Digital I/O	8-in/out	8-in/out	8-in/out	8-in/out		
SATA	2 x SATA-600	2 x SATA-600	2 x SATA-600	2 x SATA-600		
I/O	Serial	COM 1	RS-232/422/485	RS-232/422/485	RS-232/422/485	
		COM 2	RS-232/422/485	RS-232	RS-232	RS-232/422/485
		COM 3	RS-232	RS-232	RS-232	RS-232/422/485
		COM 4	RS-232	RS-232	RS-232	RS-232/422/485
		COM 5	RS-232	RS-232	RS-232	N/A
		COM 6	RS-232	RS-232	RS-232	N/A
USB	USB	2 x USB 3.2 Gen1 5 x USB 2.0	4 x USB 3.0 4 x USB 2.0	4 x USB 3.2 2 x USB 2.0	4 x USB 3.2 4 x USB 2.0	
		Display	1 x VGA 1 x HDMI 1 x DisplayPort+++ 1 x eDP	1 x VGA 1 x DisplayPort+++ 1 x eDP	1 x VGA 1 x HDMI 1 x LVDS; 18/24-bit single/ dual channel	2 x HDMI 1 x DisplayPort+++ 1 x eDP
Ethernet	2 x 10/100/1000 Mbps	2 x 10/100/1000 Mbps	2 x 10/100/1000 Mbps	2 x 10/100/1000/2500 Mbps		
Audio	HD codec	HD codec	HD Codec	HD Codec		
Hardware Monitoring	Yes	Yes	Yes	Yes		
Expansion Interface	1 x PCIe x16 1 x M.2 Key B 1 x M.2 Key E 2230 1 x PCIe Mini Card slot	1 x M.2 Key E 1 x PCIe x16	1 x PCIe x16 1 x M.2 Key E 22 x 30	1 x PCIe x4 1 x M.2 Key B 1 x PCIe Mini Card slot		
Power Management	ACPI	ACPI	ACPI	ACPI		
Battery	Lithium	Lithium	Lithium	Lithium		
Operating Temperature	0°C to +60°C (+32°F to +140°F)	0°C to +60°C (+32°F to +140°F)	0°C to +60°C (+32°F to +140°F)	0°C to +60°C (+32°F to +140°F)		
Relative Humidity	10%- 95%, non-condensing	10%- 95%, non-condensing	10%- 95%, non-condensing	10%- 95%, non-condensing		
EMI Compliance	CE	CE	CE	CE		

ATX Motherboards



NEW



Features\Models	IMB700	IMB540	IMB530		
Form Factor	ATX	ATX	ATX		
CPU Level	3rd gen Intel® Xeon® Scalable	12th gen Intel® Core™ i9/i7/i5/i3, Pentium® or Celeron®	10th gen Intel® Core™ i9/i7/i5/i3 Xeon® E, Pentium® or Celeron®		
CPU Socket	LGA4189	LGA1700	LGA1200		
Core Logic Chipset	Intel® C621A	Intel® R680E	Intel® W480E		
Memory Type	DDR4-3200	DDR4-3200	DDR4-2933		
Max. DRAM Capacity	384GB	128GB	128GB		
Cache RAM Capacity	Integrated in CPU	Integrated in CPU	Integrated in CPU		
BIOS	AMI	AMI	AMI		
Watchdog Timer	255 levels, 1 to 255 sec.	255 levels, 1 to 255 sec.	255 levels, 1 to 255 sec.		
Digital I/O	8-channel programmable	8-channel programmable	8-channel programmable		
I/O	SATA	6 x SATA-600	4 x SATA-600	4 x SATA-600	
	Serial	COM 1	RS-232/422/485	RS-232/422/485	2 x RS-232 (Internal box header)
		COM 2	N/A	RS-232/422/485	2 x RS-232 (Internal box header)
		COM 3	N/A	RS-232	2 x RS-232/422/485 (rear I/O)
		COM 4	N/A	RS-232	2 x RS-232/422/485 (rear I/O)
		COM 5	N/A	RS-232	N/A
		COM 6	N/A	RS-232	N/A
USB	4 x USB 3.1 Gen1 (rear I/O) 2 x USB 3.1 Gen1 (internal box header) 6 x USB 2.0 (internal box header) 1 x USB 2.0 (180D TypeA)	4 x USB 3.2 Gen2x1 2 x Dual USB3.2 Gen1x1 4 x USB 2.0 1 x USB 2.0 Type A	2 x USB 3.2 Gen2 4 x USB 3.2 Gen1 8 x USB 2.0		
SIM Card Slot	N/A	SIM with PCIe Mini Card slot	N/A		
Display	1 x VGA	1 x VGA 1 x DVI-D 1 x HDMI 1 x DisplayPort++	1 x VGA 1 x DVI-D 1 x HDMI 1 x DisplayPort++		
Ethernet	2 x 10/100/1000 Mbps Ethernet	1 x 10/100/1000/2500 Mbps Ethernet 1 x 10/100/1000 Mbps Ethernet	2 x 10/100/1000 Mbps Ethernet		
Audio	HD Codec	HD Codec	HD Codec		
Hardware Monitoring	Yes	Yes	Yes		
SMBus	Yes	Yes	Yes		
Expansion Interface	3 x PCIe x16 3 x PCIe x8 1 x M.2 key M 2280	2 x PCIe x16 3 x PCIe x4 2 x PCI 1 x PCIe Mini Card slot	2 x PCIe x16 3 x PCIe x4 1 x PCIe x4 w/PCIe x1 signal 1 x PCI		
Power Management	ACPI	ACPI	ACPI		
Battery	Lithium	Lithium	Lithium		
Operating Temperature	0°C to +60°C (+32°F to +140°F)	0°C to +60°C (+32°F to +140°F)	0°C to +60°C (+32°F to +140°F)		
Relative Humidity	10% to 95%, non-condensing	10% to 95%, non-condensing	10% to 95%, non-condensing		
EMI Compliance	CE	CE	CE		

ATX Motherboards



Features\Models	IMB520R	IMB523R	IMB524R	IMB525R	
Form Factor	ATX	ATX	ATX	ATX	
CPU Level	9th/8th gen Intel® Core™ i7/i5/i3, Pentium® or Celeron®	9th/8th gen Intel® Core™ i7/i5/i3, Pentium® or Celeron®	9th/8th gen Intel® Core™ i7/i5/i3, Pentium® or Celeron®	9th/8th gen Intel® Core™ i7/i5/i3, Xeon® E, Pentium® or Celeron®	
CPU Socket	LGA1151	LGA1151	LGA1151	LGA1151	
Core Logic Chipset	Intel® Q370	Intel® Q370	Intel® H310	Intel® C246	
Memory Type	DDR4-2400/2666	DDR4-2666/2400	DDR4-2666/2400	DDR4-2666/2400	
Max. DRAM Capacity	128GB	128GB	64GB	128GB	
Cache RAM Capacity	Integrated in CPU	Integrated in CPU	Integrated in CPU	Integrated in CPU	
BIOS	AMI	AMI	AMI	AMI	
Watchdog Timer	255 levels, 1 to 255 sec.	255 levels, 1 to 255 sec.	255 levels, 1 to 255 sec.	255 levels, 1 to 255 sec.	
Digital I/O	8-channel programmable	8-channel programmable	8-channel programmable	8-channel programmable	
I/O	SATA	4 x SATA-600	5 x SATA-600	4 x SATA-600	
	Serial	COM 1	RS-232/422/485	RS-232/422/485	RS-232/422/485
		COM 2	RS-232/422/485	RS-232/422/485	RS-232/422/485
		COM 3	RS-232	RS-232	RS-232
		COM 4	RS-232	RS-232	RS-232
		COM 5	RS-232	RS-232	RS-232
		COM 6	RS-232	RS-232	RS-232
USB	2 x USB 3.1 Gen2 4 x USB 3.1 Gen1 7 x USB 2.0	2 x USB 3.1 Gen2 4 x USB 3.1 Gen1 7 x USB 2.0	4 x USB 3.1 Gen1 5 x USB 2.0	2 x USB 3.1 Gen2 4 x USB 3.1 Gen1 7 x USB 2.0	
SIM Card Slot	N/A	Yes	Yes	Yes	
Display	1 x VGA 1 x DVI-D 1 x HDMI 1 x DisplayPort++	1 x VGA 1 x DVI-D 1 x HDMI 1 x DisplayPort++	1 x VGA 1 x DVI-D 1 x HDMI 1 x DisplayPort++	1 x VGA 1 x DVI-D 1 x HDMI 1 x DisplayPort++	
Ethernet	2 x 10/100/1000 Mbps Ethernet	2 x 10/100/1000 Mbps Ethernet	2 x 10/100/1000 Mbps Ethernet	2 x 10/100/1000 Mbps Ethernet	
Audio	HD Codec	HD Codec	HD Codec	HD Codec	
Hardware Monitoring	Yes	Yes	Yes	Yes	
SMBus	Yes	Yes	Yes	Yes	
Expansion Interface	1 x PCIe x16 4 x PCIe x4 1 x PCIe x1 1 x PCI	1 x PCIe x16, 2 x PCIe x4, 4 x PCI, 1 x PCIe Mini Card	1 x PCIe x16, 2 x PCIe x1 w/PCIe x1 signal, 4 x PCI, 1 x PCIe Mini Card	1 x PCIe x16, 2 x PCIe x4, 4 x PCI, 1 x PCIe Mini Card	
Power Management	ACPI	ACPI	ACPI	ACPI	
Battery	Lithium	Lithium	Lithium	Lithium	
Operating Temperature	0°C to +60°C (+32°F to +140°F)	0°C to +60°C (+32°F to +140°F)	0°C to +60°C (+32°F to +140°F)	0°C to +60°C (+32°F to +140°F)	
Relative Humidity	10% to 95%, non-condensing	10% to 95%, non-condensing	10% to 95%, non-condensing	10% to 95%, non-condensing	
EMI Compliance	CE	CE	CE	CE	

EATX Motherboard

NEW



Features\Models	IMB760		
Form Factor	EATX		
CPU Level	Dual Intel® Xeon® Scalable Ice Lake-SP platform		
CPU Socket	LGA4189		
Core Logic Chipset	Intel® C627A		
Memory Type	DDR4-3200		
Max. DRAM Capacity	1TB		
Cache RAM Capacity	Integrated in CPU		
BIOS	AMI		
Watchdog Timer	255 levels, 1 to 255 sec.		
Digital I/O	8-channel programmable		
I/O	SATA	8 x SATA-600	
	Serial	COM 1	RS-232/422/485
		COM 2	N/A
		COM 3	N/A
		COM 4	N/A
		COM 5	N/A
		COM 6	N/A
USB	4 x USB 3.2 Gen1 (rear I/O) 2 x USB 3.2 Gen1 (internal box header) 4 x USB 2.0 (internal box header) 2 x USB 2.0 (180D TypeA)		
SIM Card Slot	N/A		
Display	1 x VGA		
Ethernet	1 x IPMI LAN via Intel® I210-AT (shared with BMC AST2500) 2 x 10GbE Ethernet (Intel® X550-AT2)		
Audio	N/A		
Hardware Monitoring	Yes		
SMBus	Yes		
Expansion Interface	4 x PCIe x16, 2 x PCIe x8		
Power Management	ACPI		
Battery	Lithium		
Operating Temperature	10°C to +35°C (+50°F to +95°F)		
Relative Humidity	10% to 95%, non-condensing		
IPMI	ASPEED AST2500 BMC		

Slot CPU Cards

NEW



Features\Models	SHB160	SHB150R	SHB250R	
Form Factor	PICMG 1.3	PICMG 1.3	PICMG 1.3	
CPU Level	12th Gen Intel® Core™ i7/i5/i3, Pentium® or Celeron®	9th/8th gen Intel® Core™ i7/i5/i3, Xeon® E, Pentium® or Celeron®	9th/8th gen Intel® Core™ i7/i5/i3, Xeon® E, Pentium® or Celeron®	
CPU Socket	LGA1700	LGA1151	LGA1151	
Core Logic Chipset	Intel® R680E/Q670E	Intel® C246/Q370/H310	Intel® C246/Q370/H310	
Memory Type	DR5-4400	DDR4-2666/2400	DDR4-2666/2400	
Max. DRAM Capacity	128GB	64GB	64GB	
Cache RAM Capacity	Integrated in CPU	Integrated in CPU	Integrated in CPU	
BIOS	AMI	AMI	AMI	
Watchdog Timer	255 levels, 1 to 255 sec.	255 levels, 1 to 255 sec.	255 levels, 1 to 255 sec.	
SSD	M.2 Key M 2280 w/ PCIe 4.0 x4 signal	M.2 Key M 2280 w/ PCIe x4 signal (C246, Q370)	M.2 Key M 2242	
Digital I/O	N/A	N/A	N/A	
IDE	N/A	N/A	N/A	
SATA	6 x SATA-600, support RAID 0/1/5/10	C246/Q370: 6 x SATA-600, support RAID 0/1/5/10 H310: 2 x SATA-600	C246/Q370: 2 x SATA-600, support RAID 0/1 H310: 2 x SATA-600	
FDD	N/A	N/A	N/A	
LPT	1 x LPT	1 x LPT	N/A	
I/O	COM 1	RS-232/422/485	RS-232/422/485	
	COM 2	RS-232/422/485	RS-232/422/485	
	Serial	COM 3	RS-232	RS-232
	COM 4	RS-232	RS-232	N/A
	COM 5	N/A	N/A	N/A
	COM 6	N/A	N/A	N/A
USB	2 x USB 3.2 Gen2x1 4 x USB 3.2 Gen1x1 7 x USB 2.0	C246/Q370: 2 x USB 3.1 Gen2 4 x USB 3.1 Gen1 & 6 x USB 2.0 H310: 4 x USB 3.1 Gen1 & 6 x USB 2.0	4 x USB 3.1 Gen1 4 x USB 2.0	
IrDA	N/A	N/A	N/A	
IEEE 1394a	N/A	N/A	N/A	
Display	1 x DVI-I 1 x DisplayPort (internal header)	1 x DVI-I 1 x DisplayPort++	1 x DVI-I 1 x DisplayPort++	
Ethernet	2 x 10/100/1000/2500 Mbps Ethernet	2 x 10/100/1000 Mbps Ethernet	2 x 10/100/1000 Mbps Ethernet	
Audio	HD Codec	HD Codec	HD Codec	
Hardware Monitoring	Yes	Yes	Yes	
SMBus	Yes	Yes	Yes	
Expansion Interface	1 x PCIe x16, 1 x PCIe x4 or 4 x PCIe x1, 4 x PCI	1 x PCIe x16 1 x PCIe x4 or 4 x PCIe x1 4 x PCI	1 x PCIe x16 1 x PCIe x4 or 4 x PCIe x1 4 x PCI	
Power Management	ACPI	ACPI	ACPI	
Battery	Lithium	Lithium	Lithium	
Operating Temperature	0°C to +60°C (+32°F to +140°F)	0°C to +60°C (+32°F to +140°F)	0°C to +60°C (+32°F to +140°F)	
Relative Humidity	10% to 95%, non-condensing	10% to 95%, non-condensing	10% to 95%, non-condensing	
EMI Compliance	CE	CE	CE	

ARM-based Embedded Boards



Features\Models	Q7M120	SCM120	SCM186
Form Factor	Qseven v2.0	SMARC v1.0	SMARC v2.0
CPU Level	ARM Cortex™-A9 CPU 800 MHz/ 1 GHz	ARM Cortex™-A9 CPU 800 MHz	Quad ARM Cortex A53 CPU i.MX 8M Plus 800 MHz, NPU up to 2.3 TOPS/ 1.8GHz
CPU Socket	Onboard	Onboard	Onboard
Core Logic Chipset	SoC integrated	SoC integrated	SoC integrated
Memory Type	DDR3-1600 onboard	DDR3-1600 onboard	LPDDR4 onboard
Max. DRAM Capacity	1GB	1GB	4GB (up to 6GB)
RTC	Battery on the baseboard is required	Battery on the baseboard is required	Battery on the baseboard is required
Watchdog Timer	255 levels, 1 to 255 sec./min.	255 levels, 1 to 255 sec./min.	255 levels, 1 to 255 sec./min.
Storage	eMMC flash 4GB	eMMC flash 4GB	eMMC flash 8GB SDIO3.0 interface
Digital I/O	8 x GPIO	8 x GPIO	12 x GPIO
TPM	N/A	N/A	TPM2.0 (option)
I/O Interface	<ul style="list-style-type: none"> 1 x PCIe x1 1 x USB 2.0 1 x OTG Client 1 x I²S 2 x CANBus 3 x I²C 4 x COM (TX/RX/RTS/CTS) 1 x Console 1 x HDMI 1 x 24-bit TTL Signal 1 x SPI 2 x Signal channel 24-bit LVDS 	<ul style="list-style-type: none"> 1 x PCIe 1x USB 2.0 1 x OTG Client 1 x I²S 2 x CANBus 4 x I²C 3 x COM(TX/RX/RTS/CTS) 1 x Console 1 x MIPI v1.0 (2 lanes) 1 x PCAM 8-bit 1 x HDMI 1 x 24-bit TTL Signal 2 x Signal channel 24-bit LVDS 1 x SPI 	<ul style="list-style-type: none"> 1 x PCIe Gen3 x1 4 x USB 2.0 2 x USB 3.2 Gen1 1 x OS Flash 2 x I²S 2 x CANBus 3 x I²C 2 x COM (TX/RX/RTS/CTS) 1 x COM (TX/RX for debug console) 1 x HDMI 1 x SPI 1 x QSPI 1 x Dual-channel 24-bit LVDS 1 x MIPI-CSI 4-lane 1 x MIPI-CSI 2-lane 1 x SDIO3.0 interface
Ethernet	1 x 10/100/1000 Mbps Ethernet	1 x 10/100/1000 Mbps Ethernet	1 x 10/100/1000 Mbps Ethernet
Power Input	+5V ± 5% DC-in	+5V ± 5% DC-in	+5V ± 5% DC-in
OS	Linux Kernel 3.0.35, Android 4.3	Linux Kernel 3.0.35, Android 4.3	Yocto 3.3, Linux Kernel 5.10.35
Operating Temperature	-40°C to +85°C (-40°F to 185°F)	-40°C to +85°C (-40°F to 185°F)	0°C to +60°C (-32°F to 140°F)
Relative Humidity	10%- 95%, non-condensing	10%- 95%, non-condensing	10%- 95%, non-condensing

ARM-based Embedded Boards

NEW



NEW



Features\Models	SCM187	SCB184
Form Factor	SMARC v2.1	3.5" Form Factor, 146 x 102 mm Application Baseboard for SMARC Module
CPU Level	Quad ARM Cortex A53 CPU i.MX 8M Mini 400 MHz/ 1.6GHz	Depends on connected SMARC Module
CPU Socket	Onboard	Depends on connected SMARC Module
Core Logic Chipset	SoC integrated	Depends on connected SMARC Module
Memory Type	LPDDR4 onboard	Depends on connected SMARC Module
Max. DRAM Capacity	4GB	Depends on connected SMARC Module
RTC	Battery on the baseboard is required	1 x RTC-Battery (CR2032)
Watchdog Timer	255 levels, 1 to 255 sec./min.	Depends on connected SMARC Module
Storage	eMMC flash 8GB SDIO3.0 interface	1 x Micro SD Card Slot
Digital I/O	14 x GPIO	10 x GPIO
TPM	TPM2.0 (option)	TPM2.0 (option)
I/O Interface	<ul style="list-style-type: none"> 1 x PCIe Gen2 x1 3 x USB 2.0 1 x OS Flash 1 x I²S 2 x CANBus 3 x I²C 2 x COM (TX/RX/RTS/CTS) 2 x COM (TX/RX for debug console) 1 x SPI 1 x QSPI 1 x Dual-channel 24-bit LVDS or 1 x HDMI (option) 1 x MIPI-CSI 4-lane 1 x SDIO3.0 interface 	<p>Internal I/O</p> <ul style="list-style-type: none"> 1 x PCIe x4 Slot 2 x USB 2.0 1 x Line In/Line Out 2 x CANBus 2 x I²C 1 x SPI 1 x QSPI 1 x Dual-channel LVDS 1 x SIM Card Slot 1 x M.2 B-key 3052 Slot for 5G Module 1 x SATA for SATA III 1 x SATA Power 1 x Fan Control <p>External I/O</p> <ul style="list-style-type: none"> 1 x Micro SD Card Slot 4 x USB 3.2 Gen 1 1 x OS Flash 1 x DB9 for RS-232/RS-485 1 x DB9 for RS-232 1 x HDMI 1 x DisplayPort 1 x Reset Button 1 x Lockable DC Jack
Ethernet	1 x 10/100/1000 Mbps Ethernet	2 x GbE LAN
Power Input	+5V ± 5% DC-in	+12V-24V DC-in
OS	Yocto 4.0, Linux Kernel 5.15.32	Depends on connected SMARC Module
Operating Temperature	-40°C to +85°C (-40°F to 185°F)	-20°C to +70°C (-4°F to 158°F)
Relative Humidity	10%- 95%, non-condensing	10%- 95%, non-condensing

Smart Display Modules



NEW



Features\Models	SDM300S	SDM500L	SDM510L	
Form Factor	Intel® SDM Small	Intel® SDM Large	Intel® SDM Large	
CPU Level	Intel® Pentium® N4200 & Celeron® processor N3350	8th gen Intel® Core™ i7/i5/i3 processor, 15W	12th gen Intel® Core™ i7/i5/i3 processor, 15W, 28W, 45W	
CPU Socket	Onboard	Onboard	Onboard	
Core Logic Chipset	SoC integrated	SoC integrated	SoC integrated	
Memory Type	LPDDR4	Dual-channel DDR4-2400 SO-DIMM	Dual-channel DDR4-3200 SO-DIMM	
Max. DRAM Capacity	4GB/8GB (optional)	32GB per channel	32GB per channel	
Cache RAM Capacity	SoC integrated	SoC integrated	SoC integrated	
BIOS	AMI UEFI BIOS	AMI UEFI BIOS	AMI UEFI BIOS	
Watchdog Timer	255 levels, 1 to 255 sec./min.	255 levels, 1 to 255 sec./min.	255 levels, 1 to 255 sec./min.	
SSD	32GB (optional)/64GB eMMC onboard	1 x M.2 Key M slot 1 x M.2 Key B slot	1 x M.2 Key M slot	
I/O	Golden Finger	PCIe x8 (98-pin) 1 x USB 3.0 1 x HDMI 1.4 1 x DisplayPort 1.2 1 x Serial TX/RX 2 x I ² C	PCIe x8 (98-pin) 1 x USB 3.0 1 x HDMI 2.0 1 x DisplayPort 1.2 1 x Serial TX/RX 2 x I ² C	PCIe x8 (98-pin) 1 x USB 3.0 1 x HDMI 2.1 1 x DisplayPort 1.4 1 x Serial TX/RX 2 x I ² C
	Ethernet	1 x 10/100/1000 Mbps with Intel® i211-AT; supports Wake-on-LAN, PXE Boot ROM	1 x 10/100/1000 Mbps with Intel® i211-AT; supports Wake-on-LAN, PXE Boot ROM	2.5GbE with Intel® I225; supports Wake-on LAN (Intel® Core™ i7/i5: support Intel vPro®)
Others	2 x USB 3.0	4 x USB 3.0 1 x USB type C (optional) 1 x Mic-in 1 x Line-out 1 x HDMI 1.4 (optional)	3 x USB 3.2 Gen2 1 x USB 2.0 3 x HDMI 2.0	
SMBus	Yes	Yes	Yes	
Expansion Interface	1 x M.2 Key E 1 x PCIe x1 thru SDM edge connector	1 x M.2 Key E 1 x M.2 Key M slot 1 x M.2 Key B slot	1 x M.2 Key E 1 x M.2 Key M slot	
Power Input	Through SDM edge connector +12V & +3.3VBS	Through SDM edge connector +12V & +3.3VBS	Through SDM edge connector +12V & +3.3VBS	
Battery	Lithium 3 V/220 mAh	Lithium 3 V/220 mAh	Lithium 3 V/220 mAh	
Operating Temperature	0°C to +55°C (+32°F to +131°F)	0°C to 60°C (+32°F to +140°F) -20°C to 70°C (-20°F to +158°F) (optional)	0°C to 60°C (+32°F to +140°F)	
Relative Humidity	10% to 95%, non-condensing	10% to 95%, non-condensing	10% to 95%, non-condensing	
EMI Compliance	CE	CE	CE	




PCI Express Cards

AX92320

2-port/4-port PCI Express GigE Frame Grabber Card


Features	<ul style="list-style-type: none"> ● PCI Express x4 compliant ● 2 or 4 independent Gigabit PoE ports ● Supports 9.5KB Jumbo Frame and IEEE 1588 ● Compliant with IEEE802.3at to deliver 30W at 54 VDC per port ● Up to 20/120W PoE power from PCIe 6-pin ATX power connector ● 0°C to +60°C operating temperature range ● PoE power management software ● Supports LAN port smart on/off
Dimensions	168 x 111 mm
Ordering Information	
AX92320-2GbE (P/N: E392320107)	2-port PCI Express GigE frame grabber card
AX92320-4GbE (P/N: E392320106)	4-port PCI Express GigE frame grabber card
PoE Power Cable (P/N: 59492320700E)	4P 3.0/6P 4.2, L=10 cm (only be used with IPC962, IPC964 & IPC974)
Power Cable (P/N: 59492320730E)	6-pin ATX to Molex 4-pin power cable, L=150 mm (used for ATX power)



AX92321

4-port/8-port USB 3.0 PCI Express Card with 4 Independent Host Controllers


Features	<ul style="list-style-type: none"> ● 4 or 8 USB 3.0 ports ● 4 independent USB 3.0 host controllers ● 900 mA/1500 mA max. per port configurable via jumper settings ● Compliant with USB 3.0 Rev.1.0 and Intel® xHCI Rev.1.0 ● PCI Express x4 interface ● Operating temperature from 0°C to 70°C ● Supports Windows® 7/10 and Ubuntu 20.04 LTS ● Supports power on/off for each port via software settings
Dimensions	168 mm x 107 mm
Ordering Information	
AX92321-4U (P/N: E392321103)	4-port USB 3.0 PCIe x4 card
AX92321-8U (P/N: E392321102)	8-port USB 3.0 PCIe x4 card
For IPC962/964 Riser Card Power Connector (P/N: 59492320700E)	Power cable 4P3.0/6P4.2, L=100 mm



AX92322

2-port/4-port GigE PCI Express Card

Features	<ul style="list-style-type: none"> ● 2 or 4 independent Intel® Ethernet Controller I210-AT ● Supports 9.5KB Jumbo Frame and IEEE 1588 ● Supports 2 or 4 GbE LAN ports ● PCI Express x4 interface ● Operating temperature from 0°C to 70°C
Dimensions	125 x 111 mm
Ordering Information	
AX92322-2GbE (P/N: E392322103)	2-port GigE PCI Express card
AX92322-4GbE (P/N: E392322102)	4-port GigE PCI Express card



AX92324

2-port 10GbE PoE PCI Express Card

Features	<ul style="list-style-type: none"> ● Intel® Ethernet Controller X550-AT2, up to 10 Gbps data rate ● Supports 15.5KB Jumbo Frame and IEEE 1588 ● Compliant with IEEE802.3at to deliver 25.5W per port ● PCI Express x4 compliant ● PoE power on/off via Power Manager software and API ● Operating temperature range from 0°C to 55°C
Dimensions	168 x 111 mm

Ordering Information

AX92324-PoE (P/N: E392324100)	2-port 10GbE PCIe card with PoE
AX92324-w/o PoE (P/N: E392324101)	2-port 10GbE PCIe card
PoE Power Cable (P/N: S9492320700E)	4P 3.0/6P 4.2, L=10 cm (only used with IPC962/IPC964/IPC974)




AX92325 NEW

2-port/4-port PCI Express GigE PoE Card with M12 X-coded Connector

Features	<ul style="list-style-type: none"> ● 4 M12 x-coded connectors with special design (to avoid occupying 2 slots) ● 2 or 4 independent Gigabit PoE ports ● Supports 9.5KB Jumbo Frame and IEEE 1588 ● Compliant with IEEE802.3at to deliver 30W at 54 VDC per port ● PCI Express x4 compliant ● 0°C to +60°C operating temperature range ● PoE power management software ● Supports LAN port smart on/off
Dimensions	168 x 111 mm

Ordering Information

AX92325-2PoE (P/N: E392325102)	2-port PCIe x4 GbE PoE card with M12
AX92325-4PoE (P/N: E392325100)	4-port PCIe x4 GbE PoE card with M12
AX92325-2GbE (P/N: E392325103)	2-port PCIe x4 GbE card with M12
AX92325-4GbE (P/N: E392325101)	4-port PCIe x4 GbE card with M12
PoE Power Cable (P/N: S9492320700E)	4P 3.0/6P 4.2, L=10 cm (only be used with IPC962, IPC964 & IPC974)
Power Cable (P/N: S9492320730E)	6-pin ATX to Molex 4-pin power cable, L=150 mm (used for ATX power)





PCI Express Cards


AX92351

32-CH/64-CH Isolated Digital I/O PCI Express Card with Digital Filter

Features	<ul style="list-style-type: none"> ● 16-CH or 32-CH isolated digital input (compatibility: sink and source) ● 16-CH or 32-CH isolated digital output (with output status read back) ● Interrupt capability (smart interrupt) ● Digital filter function ● Supports board ID
Dimensions	168 x 107 mm

Ordering Information

AX92351-32CH (P/N: E392351104)	32-CH isolated digital I/O with digital filter
AX92351-64CH (P/N: E392351103)	64-CH isolated digital I/O with digital filter (includes one 40-pin box-header to 37-pin female cable)




AX92352

2-CH Encoder Card with Real-Time Trigger I/O

Features	<ul style="list-style-type: none"> ● Synchronizes devices via real-time I/O ● Applied to area scan and line scan applications ● Integrates multiple I/O <ul style="list-style-type: none"> - 2-CH 32-bit incremental quadrature encoder input - 4-CH trigger input - 4-CH trigger output - 8-CH isolated DI, 8-CH isolated DO ● Programmable interrupt functions ● PCI Express x1 compliant
Dimensions	168 x 100 mm

Ordering Information

AX92352 (P/N: E392352102)	2-CH encoder card with real-time trigger I/O
AX92353 (P/N: E392353100)	4-CH lighting control module (this optional module cannot be operating independently, please apply with AX92352)




AX92353

4-CH Lighting Control Module

Features	<ul style="list-style-type: none"> ● 4-CH independent constant current LED drivers (up to 1 A) ● Supports strobe and trigger mode ● Intensity control by software ● Supports duration and delay time for LED output
Dimensions	151 x 80 mm

Ordering Information

AX92353 (P/N: E392353100)	4-CH lighting control module (this optional module cannot be operating independently, please apply with AX92352.)
LED Power Cable (P/N: 59492350700E)	4P 4.2/6P 4.2, L=10 cm (only be used with IPC962/IPC964)



Embedded Systems



Features\Models	eBOX100-312-FL	eBOX100-51R-FL	eBOX560-52R-FL
CPU Level	Intel® Celeron® N3350 2.0 GHz Intel® Pentium® N4200 2.5 GHz	Intel® Core™ i5-7300U 2.6 GHz Intel® Celeron® 3965U 2.2 GHz	Intel® Core™ i5-8365UE 1.6 GHz Intel® Celeron® 4305UE 2.0 GHz
System Memory	1 x 204-pin DDR3L-1600 SO-DIMM, up to 8GB	1 x 260-pin DDR4-2133 SO-DIMM, up to 16G	1 x 260-pin DDR4-2400 SO-DIMM, up to 32GB
Chipset	SoC integrated	SoC integrated	SoC integrated
Serial	1 x RS-232	2 x RS-232/422/485	2 x RS-232/422/485
Display	2 x HDMI	1 x DisplayPort++	1 x HDMI 1 x DisplayPort++
Audio	N/A	N/A	N/A
Ethernet	2 x 10/100/1000 Mbps	2 x 10/100/1000 Mbps	2 x 10/100/1000 Mbps
USB	4 x USB 2.0 2 x USB 3.0	2 x USB 3.0 2 x USB 2.0	2 x USB 3.1 Gen2 2 x USB 2.0
Expansion Interface	2 x Full-size PCI Express Mini Card slot (USB + PCIe signal) 1 x SIM slot	1 x M.2 Key E 2230 (for Wi-Fi)	1 x M.2 Key E 2230 (for Wi-Fi)
Storage	1 x 2.5" HDD drive bay	1 x M.2 Key B 2242 (SATA)	1 x 2.5" HDD drive bay
Watchdog Timer	255 levels, 1 to 255 sec.	65535 levels, 1 to 65536 sec.	65535 levels, 1 to 65536 sec.
Power Supply	12 VDC	12 VDC	12 VDC
Operating Temperature	-5°C to +60°C (+23°F to +140°F) (with W.T. SSD/DRAM)	-10°C to +50°C (+14°C to +122°C) (with W.T. SSD/DRAM)	-10°C to +50°C (+14°C to +122°C) (with W.T. SSD/DRAM)
Mounting	Wall mount VESA mount DIN-rail	Wall mount VESA mount DIN-rail	Wall mount VESA mount DIN-rail
Dimensions (W x D x H)	216 x 137.65 x 38 mm (8.5" x 5.41" x 1.49")	142 x 87 x 58 mm (5.59" x 3.42" x 2.28")	141.6 x 106 x 56 mm (5.57" x 4.17" x 2.17")
Weight (net/gross)	1.15 kg (2.53 lb)/1.5 kg (3.3 lb)	0.6 kg (1.32 lb)/1.5 kg (3.3 lb)	0.6 kg (1.32 lb)/1.5 kg (3.3 lb)
Certifications	CE, FCC Class A, UKCA	CE, FCC Class A, UKCA	CE, FCC Class A, UKCA
EOS Support	Win 10 IoT, Linux	Win 10 IoT, Linux	Win 10 IoT, Linux
Software Support	N/A	AXView	AXView



Embedded Systems



Features\Models	eBOX560-500-FL	eBOX560-512-FL	eBOX565-52R-FL
CPU Level	Intel® Core™ i7-6600U 3.4 GHz/ i5-6300U 3.0 GHz/i3-6100U 2.3 GHz & Celeron® 3955U 2.0 GHz	Intel® Core™ i5-7300U 2.6 GHz/ i3-7100U 2.4 GHz & Celeron® 3965U 2.2 GHz	Intel® Core™ i5-8365UE, 1.6 GHz Intel® Celeron® 4305UE, 2.0 GHz
System Memory	1 x 260-pin DDR4-2133 SO-DIMM, up to 16GB	1 x 260-pin DDR4-2133 SO-DIMM, up to 16GB	1 x 260-pin DDR4-2400 SO-DIMM, max. up to 32GB
Chipset	SoC integrated	SoC integrated	SoC integrated
Serial	1 x RS-232/422/485 1 x RS-232	2 x RS-232/422/485	2 x RS-232/422/485
Display	2 x HDMI	2 x HDMI	1 x DisplayPort++ 1 x HDMI (lockable)
Audio	N/A	N/A	N/A
Ethernet	2 x 10/100/1000 Mbps	2 x 10/100/1000 Mbps	2 x 10/100/1000 Mbps
USB	4 x USB 3.0	4 x USB 3.0	2 x USB 2.0 2 x USB 3.1
Expansion Interface	1 x Full-size PCI Express Mini Card slot (USB + PCIe signal)	1 x Full-size PCI Express Mini Card slot (USB + PCIe signal)	1 x M.2 Key E 2230 (for Wi-Fi)
Storage	1 x 2.5" HDD drive bay 1 x mSATA (enabled in BIOS setting)	1 x 2.5" HDD drive bay 1 x mSATA (enabled in BIOS setting)	1 x 2.5" HDD drive bay
Watchdog Timer	255 levels, 1 to 255 sec.	255 levels, 1 to 255 sec.	255 levels, 1 to 255 sec.
Power Supply	12 VDC	12 VDC	9- 36 VDC
Operating Temperature	-10°C to +55°C (+14°F to +131°F) (with W.T. SSD/DRAM)	-10°C to +50°C (+14°F to +122°F) (with W.T. SSD/DRAM)	-10°C to +50°C (+14°F to +122°F) (with W.T. SSD/DRAM)
Mounting	Wall mount VESA mount DIN-rail	Wall mount VESA mount DIN-rail	Wall mount VESA mount DIN-rail
Dimensions (W x D x H)	141.5 x 106 x 55 mm (5.57" x 4.17" x 2.17")	141.6 x 106 x 54.85 mm (5.57" x 4.17" x 2.15")	141.6 x 106 x 73 mm (5.57" x 4.17" x 2.87")
Weight (net/gross)	0.8 kg (1.76 lb)/1.67 kg (3.68 lb)	0.8 kg (1.76 lb)/1.67 kg (3.68 lb)	1.1 kg (2.43 lb)/1.8 kg (3.96 lb)
Certifications	CE, UKCA	CE, FCC Class A, UKCA	CE, FCC Class A, UKCA
EOS Support	Win 10 IoT, WE8S, Linux	Win 10 IoT, Linux	Win 10 IoT, Linux
Software Support	N/A	N/A	N/A



Features\Models	eBOX565-500-FL	eBOX625-312-FL	eBOX625-853-FL
CPU Level	Intel® Core™ i5-6300U 2.4 GHz/ i3-6100U 2.3 GHz & Celeron® 3955U 2.0 GHz	Intel® Celeron® N3350 2.4 GHz Intel® Pentium® N4200 2.5 GHz	Intel® Celeron® N3160 2.24 GHz
System Memory	1 x 260-pin DDR4-2133 SO-DIMM, up to 16GB	1 x 204-pin DDR3L-1866 SO-DIMM, up to 8GB	1 x 204-pin DDR3L-1333/1600 SO-DIMM, up to 8GB
Chipset	SoC integrated	SoC integrated	SoC integrated
Serial	1 x RS-232/422/485 1 x RS-232	2 x RS-232/422/485 1 x RS-232	1 x RS-232/422/485 3 x RS-232
Display	2 x HDMI	1 x HDMI (lockable) 1 x VGA	1 x VGA 1 x HDMI
Audio	N/A	Yes	Yes
Ethernet	2 x 10/100/1000 Mbps	2 x 10/100/1000 Mbps	2 x 10/100/1000 Mbps
USB	4 x USB 3.0	2 x USB 2.0 4 x USB 3.0	1 x USB 2.0 3 x USB 3.0
Expansion Interface	1 x Full-size PCI Express Mini Card slot (USB + PCIe signal)	2 x Full-size PCI Express Mini Card slot (USB + PCIe signal) 1 x SIM slot	2 x Full-size PCI Express Mini Card slot (USB + PCIe signal) 1 x SIM slot
Storage	1 x 2.5" HDD drive bay 1 x mSATA (enabled in BIOS setting)	1 x 2.5" HDD drive bay 1 x mSATA (enabled in BIOS setting)	1 x 2.5" HDD drive bay 1 x mSATA (enabled in BIOS setting)
Watchdog Timer	255 levels, 1 to 255 sec.	65536 levels, 1 to 65535 sec.	255 levels, 1 to 255 sec.
Power Supply	9 to 36 VDC	12 VDC	12 VDC
Operating Temperature	-10°C to +50°C (-4°F to +122°F) (with W.T. SSD/DRAM)	-20°C to +60°C (-4°F to +140°F) (with W.T. SSD/DRAM)	-20°C to +60°C (-4°F to +140°F) (with W.T. SSD/DRAM)
Mounting	Wall mount VESA mount DIN-rail	Wall mount VESA mount DIN-rail	Wall mount VESA mount DIN-rail
Dimensions (W x D x H)	141.6 x 106 x 73 mm (5.57" x 4.17" x 2.87")	200 x 120 x 46 mm (7.87" x 4.72" x 1.81")	200 x 120 x 46 mm (7.87" x 4.72" x 1.81")
Weight (net/gross)	1.074 kg (1.76lb)/1.67 kg (3.68lb)	1.1 kg (2.43 lb)/1.8 kg (3.97 lb)	1.2 kg (2.65 lb)/1.9 kg (4.19 lb)
Certifications	CE, UKCA	CE, FCC Class A, UKCA	CE, UKCA
EOS Support	Win 10 IoT, WE8S, Linux	Win 10 IoT, Linux	WE57, WE8S, Win 10 IoT, Linux
Software Support	N/A	AXView	N/A



Embedded Systems

NEW



Features\Models	eBOX626A	eBOX626-311-FL	eBOX626-853-FL
CPU Level	Intel® Celeron® processor J6412, 2 GHz	Intel Atom® Processor x5-E3940, 1.8 GHz	Intel® Celeron® N3160, 2.24 GHz
System Memory	1 x 260-pin DDR4-3200 SO-DIMM, up to 32GB	1 x 204-pin DDR3L-1866 SO-DIMM, up to 8GB	1 x 204-pin DDR3L-1333/1600 SO-DIMM, up to 8GB
Chipset	SoC integrated	SoC integrated	SoC integrated
Serial	1 x RS-232/422/485 2 x RS-232	2 x RS-232/422/485 1 x RS-232	1 x RS-232/422/485 3 x RS-232
Display	1 x HDMI 1.4b (lockable) 1 x VGA	1 x HDMI (lockable) 1 x VGA	1 x HDMI 1 x VGA
Audio	Yes	Yes	Yes
Ethernet	1 x 10/100/1000 Mbps 1 x 10/100/1000/2500 Mbps	2 x 10/100/1000 Mbps	2 x 10/100/1000 Mbps
USB	4 x USB 3.1 Gen2 2 x USB 2.0	2 x USB 2.0 4 x USB 3.0	1 x USB 2.0 3 x USB 3.0
Expansion Interface	1 x Full size PCI Express Mini Card slot (mSATA/SIM) (USB + PCIE + SATA) 1 x M.2 2230 E Key (PCIE + USB)	2 x Full-size PCI Express Mini Card slot (USB + PCIE signal) 1 x SIM slot	2 x Full-size PCI Express Mini Card slot (USB + PCIE signal) 1 x SIM slot
Storage	1 x 2.5" HDD drive bay 1 x mSATA (enabled in BIOS setting)	1 x 2.5" HDD drive bay 1 x mSATA (enabled in BIOS setting)	1 x 2.5" HDD drive bay 1 x mSATA (enabled in BIOS setting)
Watchdog Timer	255 levels, 1 to 255 sec.	65536 levels, 1 to 65535 sec.	255 levels, 1 to 255 sec.
Power Supply	9 to 36 VDC	9 to 36 VDC	9 to 36 VDC
Operating Temperature	-10°C to +60°C (+14°F to +140°F) (with W.T. SSD/DRAM)	-40°C to +60°C (-40°F to +140°F) (with W.T. SSD/DRAM)	-20°C to +60°C (-4°F to +140°F) (with W.T. SSD/DRAM)
Mounting	Wall mount VESA mount DIN-rail	Wall mount VESA mount DIN-rail	Wall mount VESA mount DIN-rail
Dimensions (W x D x H)	200 x 120 x 46 mm (7.87" x 4.72" x 1.81)	200 x 120 x 46 mm (7.87" x 4.72" x 1.81)	200 x 120 x 46 mm (7.87" x 4.72" x 1.81")
Weight (net/gross)	1.2 kg (2.65 lb)/1.6 kg (3.97 lb)	1.2 kg (2.65 lb)/1.6 kg (3.53 lb)	1.2 kg (2.65 lb)/1.9 kg (4.19 lb)
Certifications	CE, FCC Class A, UKCA	CE, FCC Class A, UKCA	CE, UKCA
EOS Support	Win 10 IoT, Linux	Win 10 IoT, Linux	WES7, WE8S, Linux
Software Support	AXView	AXView	N/A

NEW



Features\Models	eBOX627-312-FL	eBOX630A	eBOX630-528-FL
CPU Level	Intel® Celeron® N3350 2.4 GHz Intel® Pentium® N4200 2.5 GHz	Intel® Core™ i7-1185G7E/i5-1145G7E/ i3-1115G4E or Celeron® 6305E	Intel® Core™ i7-8665UE/i5-8365UE/ i3-8145UE & Celeron® 4305UE
System Memory	1 x 204-pin DDR3L-1866 SO-DIMM, up to 8GB	2 x 260-pin DDR4-3200 SO-DIMM, up to 64GB	2 x 260-pin DDR4-2400 SO-DIMM, up to 64GB
Chipset	SoC integrated	SoC integrated	SoC integrated
Serial	2 x RS-232/422/485 2 x RS-232	2 x RS-232/422/485 2 x RS-232	2 x RS-232/422/485 2 x RS-232
Display	1 x HDMI (lockable)	2 x HDMI 1.4b 1 x DisplayPort++	2 x HDMI (lockable) 1 x VGA
Audio	N/A	N/A	Yes
Ethernet	2 x 10/100/1000 Mbps	3 x 10/100/1000/2500 Mbps	3 x 10/100/1000 Mbps
USB	2 x USB 2.0 4 x USB 3.0	4 x USB 3.2 Gen1	2 x USB 3.1 Gen2 2 x USB 3.1 Gen1 2 x USB 2.0
Expansion Interface	2 x Full-size PCI Express Mini Card slot (USB + PCIe signal) 1 x SIM slot	1 x Full-size PCI Express Mini Card (USB + PCIe signal) 1 x M.2 Key E 2230 1 x NVME M.2 2280 Key M	1 x Full-size PCI Express Mini Card Slot (USB + PCIe signal) 1 x Full-size PCI Express Mini Card Slot (USB + PCIe + SATA signal)
Storage	1 x 2.5" HDD drive bay 1 x mSATA (enabled in BIOS setting)	2 x 2.5" swappable HDD drive bay	2 x 2.5" HDD drive bay 1 x mSATA (enabled in BIOS setting)
Watchdog Timer	65536 levels, 1 to 65535 sec.	255 levels, 1 to 255 sec.	255 levels, 1 to 255 sec.
Power Supply	9 to 36 VDC	9 to 48 VDC	9 to 36 VDC
Operating Temperature	-20°C to +70°C (-4°F to +158°F) (with W.T. SSD/DRAM)	-40°C to +60°C (-40°F to +140°F) with 0.5 m/s air flow (with W.T. DRAM & SSD)	-40°C to +70°C (-40°F to +158°F) with 0.7 m/s air flow -40°C to +65°C (-40°F to +149°F) with 0.5 m/s air flow (with W.T. SSD/DRAM)
Mounting	Wall mount VESA mount DIN-rail	Wall mount VESA mount DIN-rail	Wall mount VESA mount DIN-rail
Dimensions (W x D x H)	200 x 120 x 65 mm (7.87" x 4.72" x 2.55")	250 x 170 x 60 mm (9.84" x 6.69" x 2.36")	250 x 170 x 60 mm (9.84" x 6.69" x 2.36")
Weight (net/gross)	1.38 kg (3.04 lb)/2.08 kg (4.59 lb)	2.4 kg (5.29 lb)/3.2 kg (7.0 lb)	2.2 kg (4.85 lb)/3 kg (6.6 lb)
Certifications	CE, FCC Class A, UKCA	CE, FCC Class A, UKCA	CE, FCC Class A, UKCA
EOS Support	Win 10 IoT, Linux	Win 10 IoT, Win 11 IoT, Linux	Win 10 IoT, Win 11 IoT, Linux
Software Support	AXView	N/A	N/A



Embedded Systems

NEW



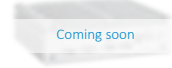
Features\Models	eBOX640A	eBOX640-500-FL	eBOX640-521-FL
CPU Level	LGA1700 12th gen Intel® Core™ i7/i5/i3 & Pentium® processors (35W)	LGA1151 7th/6th gen Intel® Core™ i7/i5/i3 & Celeron® (35W)	LGA1151 9th/8th gen Intel® Core™ i7/i5/i3 & Celeron® (35W)
System Memory	2 x 260-pin DDR4-3200/2666/2400 SO-DIMM, up to 64GB	2 x 288-pin DDR4-2133 DIMM, up to 32GB	2 x 260-pin DDR4-2400 SO-DIMM, up to 64GB
Chipset	Intel® H610	Intel® H110	H310
Serial	1 x RS-232/422/485 3 x RS-232	1 x RS-232/422/485 3 x RS-232	1 x RS-232/422/485 1 x RS-232
Display	2 x HDMI	1 x DisplayPort 1 x HDMI 1 x VGA	1 x HDMI 1 x DisplayPort
Audio	Yes	Yes	Yes
Ethernet	1 x 10/100/1000 Mbps 1 x 10/100/1000/2500 Mbps	2 x 10/100/1000 Mbps	2 x 10/100/1000 Mbps
USB	2 x USB 3.2 Gen1 2 x USB 2.0	2 x USB 2.0 4 x USB 3.0	4 x USB 2.0 2 x USB 3.0
Expansion Interface	1 x M.2 Key B 2242/3042/3052 (SATA & USB 3.2 Gen1) 1 x M.2 Key E 2230 1 x mini-PCIe (PCIe x1 & USB 2.0) 1 x SIM slot for M.2 Key B	1 x Full-size PCI Express Mini Card slot (USB + PCIe signal) 1 x SIM slot	1 x Full-size PCI Express Mini Card slot (PCIe + SATA + USB signal) 1 x M.2 Key E 2230 (for Wi-Fi)
Storage	1 x 2.5" HDD drive bay	2 x 2.5" HDD drive bay 1 x mSATA (enabled in BIOS setting)	2 x 2.5" HDD drive bay
Watchdog Timer	255 levels, 1 to 255 sec.	255 levels, 1 to 255 sec.	255 levels, 1 to 255 sec.
Power Supply	12 VDC or 24 VDC	10 to 30 VDC	19 VDC, 6.32A (12V, 24V DC by optional adapter)
Operating Temperature	-10°C to +50°C (+14°F to +122°F) (with W.T. SSD/DRAM)	-10°C to +55°C (+14°F to +131°F) (with W.T. SSD/DRAM)	-10°C to +50°C (+14°F to +122°F) (with W.T. SSD/DRAM)
Mounting	Wall mount DIN-rail	Wall mount DIN-rail	Wall mount DIN-rail
Dimensions (W x D x H)	195 x 210.6 x 80 mm (7.67" x 8.27" x 3.14")	182 x 235.7 x 82 mm (7.16" x 9.27" x 3.23")	195 x 210.6 x 80 mm (7.67" x 8.27" x 3.14")
Weight (net/gross)	3 kg (6.61 lb)/3.6 kg (7.94 lb)	3 kg (6.61 lb)/3.6 kg (7.94 lb)	3 kg (6.61 lb)/3.6 kg (7.94 lb)
Certifications	CE, FCC Class A, UKCA	CE, UKCA	CE, FCC Class A, UKCA
EOS Support	Win 10 IoT, Win 11 IoT, Linux	Win 10 IoT, WE8S, WE57, Linux	Win 10 IoT, Linux
Software Support	N/A	N/A	N/A



NEW



NEW



Features\Models	eBOX670-891-FL	eBOX671A	eBOX671B
CPU Level	LGA1151 7th/6th gen Intel® Core™ i7/i5/i3 & Celeron® processor (35W)	LGA1200 socket 10th gen Intel® Xeon®/Core™ i9/i7/i5/i3 & Celeron® processor (35W/65W)	LGA1700 socket 12th gen Intel® Core™ i9/i7/i5/i3 & Celeron® processor (35W/65W)
System Memory	6th gen: 2 x 260-pin DDR4-1866/2133 SO-DIMM, up to 32GB 7th gen: 2 x 260-pin DDR4-2133/2400 SO-DIMM, up to 32GB	2 x 260 pin DDR4-2933 SODIMM, up to 64GB	2 x 262 pin DDR5-4800 SODIMM, up to 64GB
Chipset	Intel® Q170	Intel® W480E	Intel® R680E
Serial	2 x RS-232/422/485 (onboard) 2 x RS-232/422/485 (via cable on flexible IO window)	2 x RS-232 2 x RS-232/422/485	2 x RS-232/422/485 2 x RS-232
Display	2 x HDMI 1 x DisplayPort	2 x HDMI 1.4b (lockable) 1 x DisplayPort 1.2 ++	2 x HDMI 1.4b (1 x lockable) 1 x DisplayPort 1.4a 2 x DisplayPort 1.4a via MXM (optional)
Audio	Yes	N/A	N/A
Ethernet	4 x 10/100/1000 Mbps	4 x 10/100/1000 Mbps	1 x 10/100/1000 Mbps 3 x 10/100/1000/2500 Mbps
USB	2 x USB 2.0 6 x USB 3.0	5 x USB 3.2 Gen2 1 x USB 3.2 Gen1	2 x USB 3.2 Gen1 4 x USB 3.2 Gen2
Expansion Interface	2 x Full-size PCI Express Mini Card slot (USB + PCIe signal) 1 x SIM slot	2 x Full-size PCI-Express Mini Card slot (USB + PCIe + SATA signal) 1 x M.2 Key B 1 x Internal SIM slot	1 x Full-size PCI-Express Mini Card slot (USB 2.0 + PCIe + SIM + mSATA signal) 1 x M.2 Key M socket (2280) 1 x M.2 Key E 1 x M.2 Key B 1 x MXM3.1 type A connector
Storage	2 x 2.5" HDD drive bay 1 x CFast™ 1 x mSATA (enabled in BIOS setting)	2 x 2.5" HDD drive bay 2 x mSATA (enabled in BIOS setting)	2 x 2.5" HDD drive bay 1 x NVMe by M.2 2280 key M 1 x mSATA (enable in BIOS setting)
Watchdog Timer	255 levels, 1 to 255 sec.	255 levels, 1 to 255 sec	255 levels, 1 to 255 sec.
Power Supply	9 to 36 VDC	9 to 48 VDC	9 to 36 VDC with ACC ignition
Operating Temperature	-40°C to +60°C (-40°F to +140°F) (with W.T. SSD/DRAM)	-40°C to +70°C (-40°F to +158°F) -40°C to +60°C (-40°F to +158°F) (with W.T. DRAM & SSD)	-40°C to +65°C (-40°F to +140°F) (with W.T. DRAM & SSD, CPU TDP 35W) -40°C to +55°C (-40°F to +122°F) (with W.T. DRAM & SSD, CPU TDP 65W)
Mounting	Wall mount DIN-rail	Wall mount DIN-rail	Wall mount DIN-rail
Dimensions (W x D x H)	280 x 190 x 76 mm (11.02" x 7.48" x 2.99")	280 x 210 x 80.5 mm (11.02" x 8.26" x 3.16")	280 x 210 x 80.5 mm (11.02" x 8.26" x 3.16")
Weight (net/gross)	3.8 kg (8.37 lb)/4.6 kg (10.14 lb)	4.9 kg (10.8 lb)/7 kg (15.43 lb)	4.9 kg (10.8 lb)/7 kg (15.43 lb)
Certifications	UL62368-1, CE, FCC Class A, UKCA	CE, FCC Class A, UKCA	CE, FCC Class A, UKCA
EOS Support	WEBS, Win 10 IoT, Linux	Win 10 IoT, Win 11 IoT, Linux	Win 10 IoT, Win 11 IoT, Linux
Software Support	AXView	AXView	AXView

* All specifications and photos are subject to change without notice.

Embedded Systems



Features\Models	eBOX671-517-FL	eBOX671-521-FL
CPU Level	LGA1151 7th/6th gen Intel® Core™ i7/i5/i3 & Celeron® (35W/65W)	LGA1151 9th gen Intel® Core™ i7/i5/i3 & Celeron® (35W) LGA1151 8th gen Intel® Core™ i7/i5/i3 & Celeron® (35W/65W)
System Memory	2 x 260-pin DDR4-2133 SO-DIMM, up to 32GB	2 x 260-pin DDR4-2666 SO-DIMM, up to 64GB
Chipset	Intel® Q170	Intel® Q370 Intel® C246 (optional)
Serial	2 x RS-232/422/485	2 x RS-232/422/485
Display	1 x VGA 1 x DVI-D 1 x HDMI	1 x DisplayPort 1 x DVI-I 1 x HDMI 2 x DisplayPort via MXM (optional)
Audio	Yes	Optional
Ethernet	8 x 10/100/1000 Mbps PoE, max. up to 120W	2 x 10/100/1000 Mbps 4 x 10/100/1000 Mbps PoE, max. up to 60W
USB	2 x USB 2.0 4 x USB 3.0	4 x USB 3.1 Gen1 2 x USB 3.1 Gen2
Expansion Interface	2 x Full-size PCI Express Mini Card slot (USB + PCIe signal) 1 x Half-size PCI Express Mini Card slot (USB only) 1 x Half-size PCI Express Mini Card slot (USB + mSATA + PCIe signal) 2 x SIM slot	2 x Full-size PCI Express Mini Card slot (USB + PCIe signal) 2 x SIM slot 1 x MXM3.1 type A connector
Storage	2 x 2.5" HDD drive bay 1 x mSATA (enabled in BIOS setting)	2 x 2.5" HDD drive bay 1 x mSATA (enabled in BIOS setting)
Watchdog Timer	255 levels, 1 to 255 sec.	255 levels, 1 to 255 sec.
Power Supply	24 VDC	24 VDC
Operating Temperature	-40°C to +70°C (-40°F to +158°F) (with W.T. SSD/DRAM)	-40°C to +60°C (-40°F to +140°F) (with W.T. SSD/DRAM)
Mounting	Wall mount DIN-rail	Wall mount DIN-rail
Dimensions (W x D x H)	280 x 210 x 79.6 mm (11.02" x 8.26" x 3.13")	280 x 210 x 80.5 mm (11.02" x 8.26" x 3.16")
Weight (net/gross)	4.31 kg (9.5 lb)/5.1 kg (11.24 lb)	4.8 kg (10.58 lb)/5.6 kg (12.34 lb)
Certifications	CE, FCC Class A, UKCA	CE, FCC Class A, UKCA
EOS Support	Win 10 IoT, Linux	Win 10 IoT, Win 11 IoT, Linux,
Software Support	AXView	AXView

NEW



Features\Models	eBOX700-891-FL	eBOX710A	eBOX710-521-FL
CPU Level	LGA1151 7th/6th gen Intel® Core™ i7/i5/i3 & Celeron® (35W)	LGA1200 socket 10th/11th gen Intel® Core™ i9/i7/i5/i3 & Celeron® (35W/65W)	LGA1151 Intel® Xeon®, 9th/8th gen Intel® Core™ i7/i5/i3 & Celeron® (35W)
System Memory	6th gen: 2 x 260-pin DDR4-1866/2133 SO-DIMM, up to 32GB 7th gen: 2 x 260-pin DDR4-2133/2400 SO-DIMM, up to 32GB	2 x 260 pin DDR4-2933, up to 64GB	2 x 260 pin DDR4-2666 SO-DIMM, up to 64GB
Chipset	Intel® H110	Intel® H420E	Intel® C246 PCH
Serial	2 x RS-232/422/485	2 x RS-232 2 x RS-232/422/485	2 x RS-232/422/485
Display	1 x DisplayPort 2 x HDMI	2 x HDMI 1.4b (lockable) 1 x DisplayPort 1.2 ++	1 x HDMI 1 x DisplayPort 1 x DVI-I
Audio	Optional	N/A	N/A
Ethernet	4 x 10/100/1000 Mbps	4 x 10/100/1000 Mbps	6 x 10/100/1000 Mbps
USB	2 x USB 2.0 4 x USB 3.0	5 x USB 3.2 Gen1 1 x USB 2.0	4 x USB 3.1 Gen2 2 x USB 3.1 Gen1
Expansion Interface	2 x Full-size PCI Express Mini Card slot (USB + PCIe signal) 1 x PCIe x4 or 1 x PCI 1 x SIM slot	2 x Full-size PCI-Express Mini Card slot (USB + PCIe + SATA signal) 1 x M.2 Key B 1 x SIM slot 1 x PCIe x4 slot	2 x Full-size PCI Express Mini Card slot (USB + PCIe signal) 2 x SIM slot 1 x PCIe x4 slot
Storage	1 x 2.5" HDD drive bay 1 x mSATA (enabled in BIOS setting)	2 x 2.5" SATA HDD/SSD 2 x mSATA (enabled in BIOS setting)	2 x 2.5" HDD drive bay 1 x mSATA (enabled in BIOS setting)
Watchdog Timer	255 levels, 1 to 255 sec.	255 levels, 1 to 255 sec.	255 levels, 1 to 255 sec.
Power Supply	9 to 36 VDC	9 to 48 VDC	24 VDC
Operating Temperature	-40°C to +50°C (-40°F to +122°F) (with W.T. SSD/DRAM)	-40°C to +70°C (-40°F to +158°F) -40°C to +60°C (-40°F to +158°F) (with W.T. DRAM & SSD)	-40°C to +70°C (-40°F to +158°F) (with W.T. DRAM/SSD)
Mounting	Wall mount DIN-rail	Wall mount DIN-rail	Wall mount DIN-rail
Dimensions (W x D x H)	280 x 190 x 76 mm (11.02" x 7.4" x 2.99")	280 x 210 x 80.5 mm (11.02" x 8.26" x 3.16")	280 x 210 x 80.5 mm (11.02" x 8.26" x 3.16")
Weight (net/gross)	3.8 kg (8.37 lb)/4.6 kg (10.14 lb)	4.9 kg (10.8 lb)/7 kg (15.43 lb)	4.8 kg (10.58 lb)/5.6 kg (12.34 lb)
Certifications	CE, FCC Class A, UKCA	CE, FCC Class A, UKCA	CE, FCC Class A, UKCA
EOS Support	Win 10 IoT, Linux	Win 10 IoT , Win 11 IoT, Linux	Win 10 IoT , Win 11 IoT, Linux
Software Support	AXView	AXView	AXView



Embedded Systems



Features\Models	eBOX800-511-FL	eBOX800-841-FL
CPU Level	Intel® Core™ i5-7300U & Celeron® 3965U	Intel Atom® E3845 1.91 GHz
System Memory	1 x 260-pin DDR4-2133 SO-DIMM, up to 16GB	1 x 204-pin DDR3L-1066/1333 SO-DIMM, up to 8GB
Chipset	SoC integrated	SoC integrated
Serial	2 x RS-232/422/485 (M12)	2 x RS-232/422/485 (M12)
Display	1 x VGA (M12)	1 x VGA
Audio	N/A	N/A
Ethernet	1 x 10/100/1000 Mbps (M12)	2 x 10/100/1000 Mbps (M12)
USB	2 x USB 2.0 (M12)	2 x USB 2.0 (M12)
Expansion Interface	1 x Full-size PCI Express Mini Card slot 1 x Half-size PCI Express Mini Card slot (USB + PCIe signal)	1 x Full-size PCI Express Mini Card slot 1 x Half-size PCI Express Mini Card slot (USB + PCIe signal) 1 x SIM slot
Storage	1 x 2.5" HDD drive bay 1 x mSATA (enabled in BIOS setting)	1 x 2.5" HDD drive bay 1 x CFast™ 1 x mSATA (enabled in BIOS setting)
Watchdog Timer	255 levels, 1 to 255 sec.	255 levels, 1 to 255 sec.
Power Supply	9 to 36 VDC (M12)	9 to 36 VDC (M12)
Operating Temperature	-30°C to +60°C (-22°F to +140°F) (with i5-7300U, W.T. SSD/DRAM)	-30°C to +60°C (-22°F to +140°F) (with W.T. SSD/DRAM)
Mounting	Wall mount	Wall mount
Dimensions (W x D x H)	210 x 366.83 x 83.8 mm (8.27" x 14.44" x 3.27")	210 x 366.83 x 83.8 mm (8.27" x 14.44" x 3.27")
Weight (net/gross)	4.31 kg (9.5 lb)/5.1 kg (11.24 lb)	4.31 kg (9.5 lb)/5.1 kg (11.24 lb)
Certifications	CE, FCC Class A, UKCA	CE, FCC Class A, UKCA
EOS Support	Win 10 IoT, Linux	Win 10 IoT, WE8S, WE57, Linux
Software Support	AXView	N/A

Edge AI Systems



Features\Models	AIE100-903-FL	AIE100-903-FL-NX	AIE100-T2NX
AI Accelerator	NVIDIA® Jetson Nano™	NVIDIA® Jetson Xavier™ NX	NVIDIA® Jetson™ TX2 NX
CPU Level	Quad-core ARM® Cortex®-A57 MPCore	6-core NVIDIA Carmel ARM®v8.2 64-bit CPU 6MB L2 + 4MB L3	Dual-Core NVIDIA Denver 2 64-Bit CPU and Quad-Core Arm® Cortex®-A57 MPCore processor
GPU	128-core NVIDIA Maxwell™ GPU	384-core NVIDIA Volta™ GPU with 48 Tensor Cores	256-core NVIDIA Pascal™ GPU
System Memory	4GB 64-bit LPDDR4 onboard	8GB 128-bit LPDDR4x onboard	4GB 128-bit LPDDR4 onboard
Serial	N/A	N/A	N/A
Display	1 x HDMI	1 x HDMI	1 x HDMI
Ethernet	1 x 10/100/1000 Mbps Ethernet 1 x 10/100/1000 Mbps PoE	1 x 10/100/1000 Mbps Ethernet 1 x 10/100/1000 Mbps PoE	1 x 10/100/1000 Mbps Ethernet 1 x 10/100/1000 Mbps PoE
USB	1 x USB 3.0 1 x USB 2.0 1 x Micro USB	1 x USB 3.1 Gen2 1 x USB 2.0 1 x Micro USB	1 x USB 3.1 Gen1 1 x USB 2.0 1 x Micro USB
Expansion Interface	1 x Full-size PCI Express Mini Card slot (USB + PCIe) 1 x SIM slot	1 x Full-size PCI Express Mini Card slot (USB + PCIe) 1 x SIM slot	1 x Full-size PCI Express Mini Card slot (USB + PCIe) 1 x SIM slot
Storage	Onboard 16GB eMMC (built-in Nano) 1 x M.2 Key M PCIe x4 NVMe SSD slot 1 x Micro SD slot	Onboard 16GB eMMC (built-in Xavier NX) 1 x M.2 Key M PCIe x4 NVMe SSD slot 1 x Micro SD slot	Onboard 16GB eMMC (built-in TX2 NX) 1 x M.2 Key M PCIe x4 NVMe SSD slot 1 x Micro SD slot
Watchdog Timer	Built-in Nano	Built-in Xavier NX	Built-in TX2 NX
Power Supply	12 VDC	12 VDC	12 VDC
Operating Temperature	-30°C to +60°C (-22°F to +140°F)	-30°C to +50°C (-22°F to +122°F)	-30°C to +60°C (-22°F to +140°F)
Mounting	Wall mount DIN-rail VESA mount	Wall mount DIN-rail VESA mount	Wall mount DIN-rail VESA mount
Dimensions (W x D x H)	148.6 x 129.8 x 34.6 mm (5.85" x 5.11" x 1.36")	148.6 x 129.8 x 34.6 mm (5.85" x 5.11" x 1.36")	148.6 x 129.8 x 34.6 mm (5.85" x 5.11" x 1.36")
Weight (net/gross)	1 kg (2.2 0lb)/1.6 kg (3.52 lb)	1 kg (2.2 0lb)/1.6 kg (3.52 lb)	1 kg (2.2 0lb)/1.6 kg (3.52 lb)
Certifications	CE, FCC Class A	CE, FCC Class A	CE, FCC Class A
EOS Support	Linux Ubuntu 18.04	Linux Ubuntu 18.04 or later	Linux Ubuntu 18.04



Edge AI Systems



Features\Models	AIE100A-ONX	AIE110-XNX	AIE500-901-FL
AI Accelerator	NVIDIA® Jetson Orin™ NX	NVIDIA® Jetson Xavier™ NX	NVIDIA® Jetson™ TX2
CPU Level	6-core NVIDIA Arm® Cortex A78AE v8.2 64-bit CPU 1.5MB L2 + 4MB L3 (8GB) 8-core NVIDIA Arm® Cortex A78AE v8.2 64-bit CPU 2MB L2 + 4MB L3 (16GB)	6-core NVIDIA Carmel ARM® v8.2 64-bit CPU 6MB L2 + 4MB L3	Dual-Core NVIDIA Denver 2 64-Bit CPU and Quad-Core Arm® Cortex®-A57 MPCore processor
GPU	1024-core NVIDIA Ampere GPU with 32 Tensor Cores	384-core NVIDIA Volta™ GPU with 48 Tensor Cores	256-core NVIDIA Pascal™ GPU
System Memory	8GB: 8GB 128-bit LPDDR5 onboard 16GB: 16GB 128-bit LPDDR5 onboard	8GB 128-bit LPDDR4x onboard	8GB 128-bit LPDDR4 onboard
Serial	N/A	N/A	2 x RS-232 default (or 2 x CAN by jumper settings)
Display	1 x HDMI	1 x HDMI	1 x HDMI
Ethernet	1 x 10/100/1000 Mbps Ethernet 1 x 10/100/1000 Mbps PoE	1 x 10/100/1000 Mbps Ethernet 1 x 10/100/1000 Mbps PoE	2 x 10/100/1000 Mbps Ethernet
USB	1 x USB 3.2 Gen2 1 x USB 2.0 1 x Micro USB	1 x USB 3.2 Gen2 1 x USB 2.0 1 x Micro USB	2 x USB 3.1 Gen1 1 x Micro USB
Expansion Interface	1 x Full-size PCI Express Mini Card slot (USB + PCIe) 1 x SIM slot	1 x Full-size PCI Express Mini Card slot (USB + PCIe) 1 x SIM slot	1 x Full-size PCI Express Mini Card slot (USB + PCIe) 1 x SIM slot
Storage	1 x M.2 Key M PCIe x4 NVMe SSD slot	Onboard 16GB eMMC (built-in Xavier NX) 1 x M.2 Key M NVMe SSD slot 1 x Micro SD slot	Onboard 32GB eMMC (built-in TX2) 1 x M.2 Key M NVMe & SATA SSD slot 1 x Micro SD slot
Watchdog Timer	Built-in Orin NX	Built-in Xavier NX	Built-in TX2
Power Supply	12 VDC	12 VDC	12 or 24 VDC
Operating Temperature	-30°C to +50°C (-22°F to +122°F)	-10°C to +60°C (14°F to +122°F)	-30°C to +60°C (-22°F to +140°F)
Mounting	Wall mount DIN-rail VESAs mount	Wall mount	Wall mount DIN-rail VESAs mount
Dimensions (W x D x H)	148.6 x 129.8 x 34.6 mm (5.85" x 5.11" x 1.36")	165 x 117 x 37.7 mm (6.49" x 4.60" x 1.48")	171 x 110 x 57 mm (6.73" x 4.33" x 2.24")
Weight (net/gross)	1 kg (2.20 lb)/1.6 kg (3.52 lb)	0.3 kg (0.66 lb)/0.9 kg (1.98 lb)	1.2 kg (2.64 lb)/1.7 kg (3.75 lb)
Certifications	CE, FCC Class A	CE, FCC Class A	CE, FCC Class A
EOS Support	Linux Ubuntu 20.04 or later	Linux Ubuntu 18.04 or later	Linux Ubuntu 18.04



Features\Models	AIE800-904-FL	AIE800-904-FL-DC
AI Accelerator	NVIDIA® Jetson Xavier™ NX	NVIDIA® Jetson Xavier™ NX
CPU Level	6-core NVIDIA Carmel ARM® v8.2 64-bit CPU 6MB L2 + 4MB L3	6-core NVIDIA Carmel ARM® v8.2 64-bit CPU 6MB L2 + 4MB L3
GPU	384-core NVIDIA Volta™ GPU with 48 Tensor Cores	384-core NVIDIA Volta™ GPU with 48 Tensor Cores
System Memory	8GB 128-bit LPDDR4x onboard	8GB 128-bit LPDDR4x onboard
Serial	N/A	N/A
Display	1 x HDMI	1 x HDMI
Ethernet	1 x 10/100/1000 Mbps PoE	1 x 10/100/1000 Mbps PoE
USB	1 x USB 2.0	2 x USB 2.0
Expansion Interface	1 x Full-size PCI Express Mini Card slot (USB + PCIe) 1 x SIM slot	1 x Full-size PCI Express Mini Card slot (USB + PCIe) 1 x SIM slot
Storage	Onboard 16GB eMMC (built-in Xavier NX) 1 x M.2 Key B NVMe SSD slot	Onboard 16GB eMMC (built-in Xavier NX) 1 x M.2 Key B NVMe SSD slot
Watchdog Timer	Built-in Xavier NX	Built-in Xavier NX
Power Supply	100 to 240 VAC with 10kV SPD	9 to 36 VDC
Operating Temperature	-30°C to +50°C (-22°F to +122°F)	-30°C to +50°C (-22°F to +122°F)
Mounting	Wall mount VESA mount	Wall mount VESA mount
Dimensions (W x D x H)	366.8 x 235 x 83.8 mm (14.44" x 9.25" x 3.3")	366.8 x 235 x 83.8 mm (14.44" x 9.25" x 3.3")
Weight (net/gross)	4.13 kg (9.11 lb)/5.5 kg (12.13 lb)	4 kg (8.19 lb)/5.37 kg (11.84 lb)
Certifications	CE, FCC Class A	CE, FCC Class A
EOS Support	Linux Ubuntu 18.04 or later	Linux Ubuntu 18.04 or later



Edge AI Systems



NEW



Features\Models	AIE900-902-FL	AIE900-XXN	AIE900A-AO
AI Accelerator	NVIDIA® Jetson AGX Xavier™	NVIDIA® Jetson Xavier™ NX	NVIDIA® Jetson AGX Orin™
CPU Level	8-core NVIDIA Carmel Arm® v8.2 64-bit CPU 8MB L2 + 4MB L3	6-core NVIDIA Carmel ARM® v8.2 64-bit CPU 6MB L2 + 4MB L3	8-core Arm® Cortex®-A78AE v8.2 64-bit CPU 3MB L2 + 6MB L3
GPU	512-core NVIDIA Volta™ GPU with 64 Tensor Cores	384-core NVIDIA Volta™ GPU with 48 Tensor Cores	1792-core NVIDIA Ampere™ GPU with 56 Tensor Cores
System Memory	32GB 256-bit LPDDR4x onboard	8GB 128-bit LPDDR4x onboard	32GB 256-bit LPDDR5 onboard
Serial	2 x RS-232/CAN	2 x RS-232/422/485/CAN	2 x RS-232/422/485/CAN
Display	2 x HDMI (lockable)	1 x HDMI (lockable)	1 x HDMI (lockable)
Ethernet	2 x 10/100/1000 Mbps Ethernet 4 x 10/100/1000 Mbps PoE	1 x 10/100/1000 Mbps Ethernet 4 x 10/100/1000 Mbps PoE	2 x 10/100/1000 Mbps Ethernet 8 x 10/100 Mbps PoE
USB	2 x USB 3.1 Gen2 2 x USB 3.1 Gen1 2 x USB 2.0 1 x Micro USB	2 x USB 3.1 Gen2 1 x Micro USB	4 x USB 3.2 Gen2 (Lockable) 2 x USB 2.0 1 x Micro USB
Expansion Interface	1 x Full-size PCI Express Mini Card slot (USB + PCIe) 1 x M.2 Key E 2230 slot 1 x SIM slot	1 x MIPI CSI-2 connector (by option) 1 x Full-size PCI Express Mini Card slot (USB + PCIe) 1 x M.2 Key B slot for 5G 1 x SIM slot	1 x MIPI CSI-2 connector 1 x M.2 Key E slot for Wi-Fi 6 (E) 1 x M.2 Key B slot for 5G/LTE 1 x Nano SIM slot
Storage	Onboard 32GB eMMC (built-in AGX Xavier) 1 x M.2 Key M NVMe SSD slot 1 x Micro SD slot 1 x 2.5" SSD/HDD drive bay	Onboard 16GB eMMC (built-in Xavier NX) 1 x M.2 Key M NVMe SSD slot 1 x Micro SD slot	Onboard 64GB eMMC (built-in AGX Orin) 1 x M.2 Key M NVMe SSD slot 1 x Micro SD slot
Watchdog Timer	Built-in AGX Xavier	Dual watchdog timer	Built-in AGX Orin
Power Supply	24 VDC	9 to 36 VDC (ignition power control by option)	24 VDC with ignition power control
Operating Temperature	-30°C to +50°C (-22°F to +122°F)	-30°C to +60°C (-22°F to +140°F)	-30°C to +50°C (-22°F to +122°F)
Mounting	Wall mount DIN-rail VESA mount	Wall mount DIN-rail VESA mount	Wall mount DIN-rail VESA mount
Dimensions (W x D x H)	239 x 185.3 x 79.4 mm (9.41" x 7.3" x 3.13")	239 x 185.3 x 79.4 mm (9.41" x 7.3" x 3.13")	239 x 185.3 x 79.4 mm (9.41" x 7.3" x 3.13")
Weight (net/gross)	2.8 kg (6.17 lb)/3.45 kg (7.61 lb)	2.8 kg (6.17 lb)/3.45 kg (7.61 lb)	TBD
Certifications	CE, FCC Class A	CE, FCC Class A	CE, FCC Class A
EOS Support	Linux Ubuntu 18.04 or later	Linux Ubuntu 18.04 or later	Linux Ubuntu 20.04 or later

NEW



NEW



NEW



Features\Models	RSC100	RSC101	RSC201
AI Accelerator	Hailo-8™, up to 26 TOPS	Hailo-8™ SoC, up to 26 TOPS	Xilinx Kria K26 System-on-Module
CPU Level	NXP® i.MX 8QuadMax	Intel® Elkhart Lake processor	Quad-core Arm® Cortex®-A53 MPCore™
GPU	SoC integrated	Intel® UHD Graphics	Mali™-400 MP2
System Memory	4GB LPDDR4 onboard	1 x DDR4 SO-DIMM slot, up to 32GB	DDR4 4GB, 64-bit, onboard
Serial	2 x RS-232/422/485	Option	1 x COM for RS-232
Display	1 x HDMI	1 x HDMI	1 x DisplayPort 1.4
Ethernet	2 x 10/100/1000 Mbps Ethernet	2 x 10/100/1000 Mbps	1 x 10/100/1000 Mbps
USB	2 x USB 2.0	1 x USB 3.2 Gen1 1 x USB 2.0	2 x USB 3.0
Expansion Interface	2 x Full-size PCI Express Mini Card slot 1 x M.2 Key B 3052 slot 1 x SIM slot	1 x M.2 Key E 2230 for WiFi/Bluetooth 1 x M.2 Key B 3052 for 5G 1 x for RS-232/485 1 x SIM slot	1x M.2 B-Key 3052 for 5G 1x SIM socket
Storage	Onboard 16GB eMMC 1 x M.2 Key M 2280 SATA SSD slot 1 x Micro SD slot	1 x M.2 Key B 2242 SSD slot (SATA3)	eMMC 16GB 1 x M.2 Key B 2242 SSD slot (SATA3)
Watchdog Timer	Dual watchdog timer	TBD	TBD
Power Supply	12 VDC	12 to 24 VDC	12 to 24 VDC
Operating Temperature	-20°C to +70°C (-4°F to +158°F)	-10°C to +70°C (+14°F to +158°F) (H) -10°C to +60°C (+14°F to +140°F) (S)	-30°C to +75°C (-22°F to +167°F)
Mounting	Wall mount	Wall mount	Wall mount kit
Dimensions (W x D x H)	200 x 150 x 45 mm (7.87" x 5.9" x 1.77")	150 x 111 x 71.7 mm (H) (5.91" x 4.37" x 2.82") 150 x 111 x 49.4 mm (S) (5.91" x 4.37" x 1.94")	150.0 x 111.0 x 65.6 mm (5.91" x 4.37" x 2.58")
Weight (net/gross)	2.1 kg (4.63 lb)/2.75 kg (6.06 lb)	1.5 kg (3.32 lb) (H) 1.0 kg (2.20 lb) (S)	1.5 kg (3.32 lb)
Certifications	CE, FCC Class A	CE, FCC Class A	CE, FCC Class A
EOS Support	Yocto Linux	Linux	Linux

Transportation Embedded Systems

NEW



Features\Models	tBOX110	tBOX810-838-FL	tBOX324-894-FL
CPU Level	Intel Atom® E3940 4C @1.6 GHz	Intel Atom® E3845 4C @ 1.91 GHz Intel Atom® E3827 2C @ 1.75 GHz	Intel® Core™ i7-7600U 2.8 GHz/i7-6600U 2.6 GHz Intel® Core™ i5-7300U 2.4 GHz/i5-6300U 2.4 GHz Intel® Core™ i3-7100U 2.4 GHz/i3-6100U 2.3 GHz Intel® Celeron® 3965U 2.2 GHz/3955U 2.0 GHz
System Memory	1 x DDR3L-1866 SO-DIMM, up to 8GB	DDR3L-1333 4GB DRAM	2 x DDR4-1866/2133 SO-DIMM, up to 32GB
Chipset	SoC integrated	SoC integrated	SoC integrated
TPM	TPM 2.0	N/A	N/A
Serial	Vehicle: 2 x RS-232/422/485 (4-wire) Railway: 4 x Isolated RS-232/422/485 (4-wire)	2 x Serial console or RS-232/422/485	3 x Isolated RS-232/422/485
CANBus	Vehicle: 2 x Isolated CANBus 2.0 A/B, supports SocketCAN	N/A	1 x Isolated CANBus 2.0 A/B, supports SocketCAN
Display	2 x HDMI 1.4b (with keylock)	1 x VGA	1 x DVI-I (1 x VGA and 1 x DVI-D) 1 x VGA
Audio	1 x Mic-in, 1 x Line-out	1 x Mic-in, 1 x Line-out, 1 x Line-in (occupied 1 x PCIe Mini Card slot, optional)	1 x Mic-in, 1 x Line-out
Ethernet	Railway: 2 x M12 A-coded 10/100/1000 Mbps (Intel® i210-IT) Vehicle: 2 x RJ-45 10/100/1000 Mbps (Intel® i210-IT)	Railway: 2 x M12 A-coded 10/100/1000 Mbps (Intel® i210-IT) Marine/Vehicle: 2 x RJ-45 10/100/1000 Mbps (Intel® i210-IT)	4 x 10/100/1000 Mbps (M12 A-coded/RJ-45 optional)
USB	2 x USB 3.0	2 x USB 2.0	4 x USB 3.0
DIO	Railway: 1 x Isolated DIO 4-in/4-out Vehicle: 1 x DB9 8-bit programmable DIO	1 x 8-bit programmable DIO	1 x Isolated DIO 4-in/4-out
Expansion Interface	2 x Full-size Rev.1.2 mPCIe Card slot	2 x Full-size mPCIe Card slot 1 x SIM card slot	3 x Full-size mPCIe Card slot 1 x SIM card slot
Storage	1 x Internal 2.5" SATA drive 1 x mSATA (occupied 1 x PCIe Mini Card slot)	1 x 2.5" SATA HDD/SSD 1 x mSATA (occupied mPCIe card slot)	2 x Swappable 2.5" SATA HDD/SSD 1 x CFast™
RAID Function	N/A	N/A	Intel® RAID 0/1
Watchdog Timer	255 levels, 1 to 255 sec.	255 levels, 1 to 255 sec.	255 levels, 1 to 255 sec.
Power Supply	Railway: 24/36-110 VDC (M12) Vehicle: 12/24 VDC (Smart ignition, terminal block), AT Mode: 9-36 VDC	Railway: 24 VDC (M12) Vehicle: 12/24 VDC (ACC ignition, terminal block) Marine: 24 VDC (terminal block)	Railway: 24/110/24-110 VDC (M12) Vehicle: 12/24 VDC (ACC ignition, terminal block) Marine: 24 VDC (terminal block)
Operating Temperature	-40°C to +70°C (-40°F to +158°F) with W.T. peripheral* with W.T. peripheral*	-40°C to +70°C (-40°F to +158°F) with W.T. peripheral	-40°C to +70°C (-40°F to +158°F) with W.T. peripheral
Mounting	Wall mount, DIN-rail	Wall mount, DIN-rail	Wall mount
Dimensions (W x D x H) without Mounting	164.1 x 128 x 44.1 mm (6.46" x 5.04" x 1.74")	164.1 x 108 x 44 mm (6.46" x 4.25" x 1.73")	288.5 x 211.3 x 85.75 mm (11.36" x 8.32" x 3.38")
Weight (net/gross)	1.02 kg (2.24 lb)/1.44 kg (3.17 lb)	0.77 kg (1.70 lb)/2 kg (4.41 lb)	5 kg (11.02 lb)/6.65 kg (14.66 lb)
Certifications	CE , FCC, LVD, EN45545-2 and EN50155 certified; ISO 7637-2 compliant	CE (Class A), FCC (Class A), EN 50155, EN 45545-2, E-Mark, IEC 60945 and DNV 2.4 certified	CE (Class A), LVD, FCC (Class A), EN 50155, EN 45545-2, E-Mark, IEC 60945 and DNV 2.4 certified
EOS Support	Windows® 10 64-bit, Ubuntu 20.04	Windows® 10 64-bit, WE85, WES 7, VxWorks7, Ubuntu 15.10	WES 7, Windows 10 64-bit, Ubuntu 16.10 and above
Software Support	AXView	AXView	AXView



Features\Models	tBOX300-510-FL	tBOX500-510-FL	tBOX510-518-FL
CPU Level	Intel® Core™ i7-7600U 2.8 GHz Intel® Core™ i5-7300U 2.6 GHz Intel® Core™ i3-7100U 2.4 GHz Intel® Celeron® 3965U 2.2 GHz	Intel® Core™ i7-7600U 2C @ 2.8 GHz Intel® Core™ i5-7300U 2C @ 2.6 GHz Intel® Core™ i3-7100U 2C @ 2.4 GHz Intel® Celeron® 3965U 2C @ 2.2 GHz	Intel® Core™ i7-7600U 2.8 GHz Intel® Core™ i5-7300U 2.6 GHz Intel® Core™ i3-7100U 2.4 GHz Intel® Celeron® 3965U 2.2 GHz
System Memory	2 x DDR4-1866/2133 SO-DIMM, up to 32GB	2 x DDR4-1866/2133 SO-DIMM, up to 32GB	1 x DDR4-2133 SO-DIMM, up to 16GB
Chipset	SoC integrated	SoC integrated	SoC integrated
TPM	TPM 2.0	N/A	TPM 2.0
Serial	1 x Serial console or RS-232/422/485	1 x Serial console or RS-232/422/485	1 x Serial console or RS-232/422/485
CANBus	N/A	N/A	N/A
Display	1 x DVI-I (1 x VGA and 1 x DVI)	1 x DVI-I (1 x VGA and 1 x DVI)	1 x VGA, 1 x HDMI
Audio	1 x Mic-in, 1 x Line-out	1 x Mic-in, 1 x Line-out	N/A
Ethernet	1 x RJ-45 10/100/1000 Mbps (Intel® i210-IT)	1 x RJ-45 10/100/1000 Mbps (Intel® i210-IT)	2 x RJ-45 10/100/1000 Mbps (Intel® i210-IT)
PoE (PSE, Power Sourcing Equipment)	N/A	N/A	N/A
USB	4 x USB 3.0	4 x USB 3.0	2 x USB 2.0 (in 1x M12 A-coded) 4 x USB 3.0
DIO	N/A	N/A	1 x Isolated DIO 4-in/4-out
Expansion Interface	3 x Full-size mPCIe Card slot 2 x SIM card slot 1 x Value-added module slot	3 x Full-size mPCIe Card slot 2 x SIM card slot 2 x Value-added module slot	2 x Full-size mPCIe Card slot 1 x external SIM card slot
Storage	4 x Swappable 2.5" SATA drive 1 x mSATA (occupied mPCIe card slot)	2 x Swappable 2.5" SATA drive 1 x mSATA (occupied mPCIe card slot)	1 x Swappable 2.5" SATA drive 1 x CFast™
RAID function	Marvell HW RAID 0/1/10	Intel® RAID 0/1	N/A
Watchdog Timer	255 levels, 1 to 255 sec.	255 levels, 1 to 255 sec.	255 levels, 1 to 255 sec.
Power Supply	Railway: 24- 110 VDC (M12) Marine: 24 VDC (terminal block)	Railway: 24- 110 VDC (M12) Vehicle: 12/24 VDC (ACC ignition, terminal block) Marine: 24 VDC (terminal block)	24- 110 VDC (M12) (S2 Optional)
Operating Temperature	-25°C to +70°C (-13°F to +158°F) with W.T. peripheral -25°C to +60°C (-13°F to +140°F) with PSU120 & W.T. peripheral	-40°C to +70°C (-40°F to +158°F) with W.T. peripheral -40°C to +60°C (-40°F to +140°F) with PSU120 & W.T. peripheral	-40°C to +70°C (-40°F to +158°F) with W.T. peripheral
Mounting	Wall mount	Wall mount	Wall mount, DIN-rail
Dimensions (W x D x H) without Mounting	321 x 210.2 x 105.33 mm (12.64" x 8.28" x 4.15")	321 x 210.2 x 73.3 mm (12.64" x 8.28" x 2.89")	119.8 x 124.8 x 155 mm (4.72" x 4.91" x 6.1")
Weight (net/gross)	5.5 kg (12.13 lb)/6.7 kg (14.77 lb)	3.5 kg (7.72 lb)/5.1 kg (11.24 lb)	2.50 kg (5.51 lb) / 2.65 kg (5.84 lb)
Certifications	CE (Class A), LVD, FCC (Class A) and EN 50155 certified; EN 45545-2 compliant	CE (Class A), LVD, FCC (Class A), EN 50155, EN 45545-2, IEC 60945 certified; ISO 7637-2 compliant	CE (Class A), LVD, FCC (Class A), EN 50155, EN45545-2 certified; EN 50124 compliant
EOS Support	Windows® 10 64-bit, Ubuntu 18.04	Windows® 10 64-bit, Ubuntu 16.04	Windows® 10 64-bit, Ubuntu
Software Support	AXView	AXView	AXView



Transportation Embedded Systems

NEW



Features\Models	tBOX520	UST100-504-FL
CPU Level	12th gen Intel® Core™ i7/i5/i3/Celeron Alder Lake-U (15W/28W)	7th gen Intel® Core™ 35W (socket type) 6th gen Intel® Core™ 35W (socket type)
System Memory	2 x DDR5-4800 SO-DIMM, up to 64GB	1 x DDR4-1866/2133/2400 SO-DIMM, up to 16GB
Chipset	SoC integrated	Intel® H110
TPM	TPM 2.0	TPM 2.0
Serial	1 x DB9 serial console or RS-232/422/485	1 x DB9 Serial console or RS-232/422/485
CANBus	N/A	N/A
Display	2 x Type A HDMI 1.4b (4K)	1 x HDMI 1.4b
Audio	1 x Mic-in, 1 x Line-out	1 x Mic-in, 1 x Line-out (optional)
Ethernet	1 x RJ-45 2.5GbE (Intel® i226-IT)	2 x RJ-45 10/100/1000 Mbps (Intel® i211-AT)
PoE (PSE, Power Sourcing Equipment)	8 x configurable M12/RJ-45 PoE <ul style="list-style-type: none"> • PoE (802.3af 15.4W/port) • PoE+ (802.3at 30W/port) 	N/A
USB	4 x USB 3.0	4 x USB 3.0
DIO	N/A	1 x DB9 8-bit programmable DIO
Expansion Interface	1 x M.2 Key M 2280 NVMe SSD 1 x M.2 Key B for 5G/WiFi 6/BT 1 x Full-size Rev.1.2 mPCIe for LTE/WiFi/BT 1 x M.2 Key A+E for WiFi 6/BT 2 x nano SIM slot	2 x Full-size Rev.1.2 mPCIe Card slot 1 x Half-size Rev.1.2 mPCIe Card slot
Storage	2 x Swappable 2.5" SATA drive (9.5 mm height)	1 x Internal 2.5" SATA drive 1 x Full-sized mSATA (occupied mPCIe card slot) 1 x Half-sized mSATA (occupied mPCIe card slot)
RAID function	Intel® RAID 0/1	N/A
Watchdog Timer	255 levels, 1 to 255 sec.	255 levels, 1 to 255 sec.
Power Supply	Railway: 1 x M12, 24 to 110 VDC	24 VDC (ACC ignition, terminal block)
Operating Temperature	-40°C to +70°C (-40°F to +158°F) with W.T. peripheral*	-40°C to +60°C (-40°F to +140°F) with W.T. peripheral
Mounting	Wall mount	Wall mount
Dimensions (W x D x H) without Mounting	321 x 210.2 x 73.3 mm (12.64" x 8.28" x 2.89")	185 x 150 x 65.15 mm (7.09" x 5.91" x 2.56")
Weight (net/gross)	TBD	1.71 kg (3.77 lb)/2.19 kg (4.83 lb)
Certifications	CE (Class A), LVD, FCC (Class A), EN 50155**, EN 45545-2	CE, FCC; ISO 7637-2 compliant
EOS Support	Windows® 11/10 64-bit, Ubuntu 16.04	Windows® 10/7 64-bit, Ubuntu 18.04
Software Support	AXView	AXView



Features\Models	UST200-83H-FL	UST210-83K-FL
CPU Level	Intel Atom® x5-E3930 2C @ 1.3 GHz	Intel Atom® x5-E3940 4C @1.6 GHz, TDP: 9.5W
System Memory	1 x DDR3L-1866 SO-DIMM, up to 8GB	1 x DDR3L-1866 SO-DIMM, up to 8GB
Chipset	SoC integrated	SoC integrated
TPM	TPM 2.0	TPM 2.0
Serial	1 x DB9 Serial console or RS-232/422/485	Up to 2 x Terminal block Serial console or RS-232/422/485**
CANBus	1 x CANBus 2.0 A/B, supports SocketCAN	1 x Terminal block CANBus 2.0 A/B**, supports SocketCAN*
Display	1 x VGA (HDMI optional)	1 x HDMI (up to 1920x1080@60Hz)
Audio	N/A	N/A
Ethernet	2 x RJ-45 10/100/1000 Mbps (Intel® i211-AT)	4 x RJ-45 10/100/1000 Mbps (Intel® i211-AT)
PoE (PSE, Power Sourcing Equipment)	N/A	4 x configurable RJ-45 PoE output max. 30W • PoE (802.3af 15.4W/port) • PoE+ (802.3at 30W/port)
USB	2 x USB 2.0	2 x USB 3.0
DIO	1 x 8-bit programmable DIO	1 x DB9 8-bit programmable DIO
Expansion Interface	1 x Full-size Rev.1.2 mPCIe Card slot 1 x Half-size Rev.1.2 mPCIe Card slot 1 x SIM card slot	1 x Full-size mPCIe Card slot w/ SIM slot 1 x Half-size mPCIe Card slot
Storage	1 x mSATA (occupied mPCIe card slot)	1 x Internal 2.5" SATA drive (9.5 mm height) 1 x Half-sized mSATA (occupied mPCIe card slot)
RAID function	N/A	N/A
Watchdog Timer	255 levels, 1 to 255 sec.	255 levels, 1 to 255 sec.
Power Supply	Vehicle: 12 or 24 VDC typical (support Smart Ignition, terminal block) AT Mode: 9 - 36 VDC	General: 1 x Terminal block, 9-36 VDC, (typical:12/24V) Vehicle: 1 x Terminal block, 9-36 VDC, w/ smart ignition (typical:12/24V)
Operating Temperature	-40°C to +70°C (-40°F to +158°F) with W.T. peripheral	-40°C to +70°C (-40°F to +158°F) with W.T. peripheral
Mounting	Wall mount, DIN-rail	Wall mount, DIN-rail
Dimensions (W x D x H) without Mounting	31 x 100.4 x 125 mm (1.22" x 3.93" x 4.92")	Non-PoE SKU: 48 x 110.4 mm x 155 mm (1.89" x 4.33" x 6.1") PoE SKU: 67 x 110.4 x 155 mm (2.63" x 4.33" x 6.1")
Weight (net/gross)	0.3 kg (0.67 lb)/0.45 kg (0.99 lb)	Non-PoE SKU: 0.51 kg (1.12 lb)/0.79 kg (1.74 lb) PoE SKU: 0.84 kg (1.85 lb)/1.12 kg (2.47 lb)
Certifications	CE (Class A), FCC (Class A); ISO 7637-2 compliant	CE (Class A), FCC (Class A); ISO 7637-2 compliant
EOS Support	Windows® 10 64-bit, Ubuntu 18.04	Windows® 10 64-bit, Ubuntu 18.04
Software Support	AXView	AXView

Transportation Embedded Systems



NEW



Features\Models	UST500-517-FL	UST510-52B-FL
CPU Level	7th gen Intel® Core™ 35- 65W (socket type) 6th gen Intel® Core™ 35- 65W (socket type)	LGA1151 9th/8th gen Core™ i7/i5/i3, Celeron®, Pentium®, and Xeon® (CPU TDP max. up to 65W)
System Memory	2 x DDR4-1866/2133/2400 SO-DIMM, up to 32GB	2 x DDR4-2666 ECC/non-ECC SO-DIMM, up to 64GB
Chipset	Intel® Q170	Intel® C246
TPM	TPM 2.0	TPM 2.0
Serial	2 x Serial console or RS-232/422/485	Up to 2 x Terminal block Serial console or RS-232/422/485*
CANBus	N/A	NA
Display	1 x VGA, 1 x DVI-D, 1 x HDMI	1 x VGA (up to 1920 x1200 @60Hz) 2 x HDMI (up to 4K/2K @30Hz)
Audio	1 x Mic-in, 1 x Line-out	1 x Mic-in, 1 x Line-out
Ethernet	8 x RJ-45 GbE LAN (w/ 2 SATA) 16 x RJ-45 GbE LAN (w/ 4 SATA or 2 SATA) 8 x RJ-45, 8 x M12 A-coded GbE LAN (w/ 4 SATA) 8 x M12 A-coded GbE LAN (w/ 4 SATA) (Intel® i211-AT)	8 x RJ-45 GbE LAN (w/ 2 SATA) 8 x M12 A-coded GbE LAN (w/ 4 SATA) 16 x RJ-45 GbE LAN (w/ 4 SATA) (Intel® i211-AT)
PoE (PSE, Power Sourcing Equipment)	16 x RJ-45/8 x RJ-45 & 8 x M12 PoE output max. 200W supports PoE & PoE+	8 x RJ-45 & 8 x M12/ 16 x RJ-45 PoE output max. 90W • PoE (802.3af 15.4W/port) • PoE+ (802.3at 30W/port)
USB	4 x USB 3.0	4 x USB 3.0
DIO	1 x Terminal block isolated 6-in/2-out DIO (isolation voltage: 2 kV)	1 x Terminal block isolated 6-in/2-out DIO (isolation voltage: 2 kV)
Expansion Interface	2 x Full-size mPCIe Card slot 2 x Half-size mPCIe Card slot 2 x External accessible SIM card slot	1 x Full-size Rev.1.2 mPCIe Card slot 1 x Half-size Rev.1.2 mPCIe Card slot 1 x M.2 3050/3042 key B 1 x M.2 2230 key A&E
Storage	2 x 2.5" internal SATA drive (with 2 SATA) 2 x 2.5" swappable SATA drive (with 2 SATA) 4 x 2.5" swappable SATA drive (with 4 SATA) 1 x mSATA (occupied mPCIe card slot)	2 x 2.5" 9.5 mm swappable SATA drive (with 2 SATA) 4 x 2.5" 9.5 mm swappable SATA drive (with 4 SATA) 2 x mSATA (occupied 2 x mPCIe Card slot)
RAID function	Intel® RAID 0/1/5/10	2 SATA : Intel® RAID 0/1, 4 SATA : Intel® RAID 0/1/5/10
Watchdog Timer	255 levels, 1 to 255 sec.	255 levels, 1 to 255 sec.
Power Supply	Vehicle: 24 VDC (ACC ignition, terminal block) AT Mode: 9-36 VDC	General: 1 x Terminal block, 9-36 VDC (typical 24V) Vehicle: 1 x Terminal block, 9-36 VDC, w/ smart ignition (typical 24V)
Operating Temperature	-40°C to +70°C (-40°F to +158°F) with W.T. peripheral	-40°C to +70°C (-40°F to +158°F) with W.T. peripheral
Mounting	Wall mount	Wall mount
Dimensions (W x D x H) without Mounting	2 internal SATA SKU: 280 x 210.5 x 70 mm (11.02" x 8.27" x 2.76") 2 swap. SATA SKU: 280 x 210.5 x 83.7 mm (11.02" x 8.27" x 3.30") 4 swap. SATA SKU: 280 x 210.5 x 99.2 mm (11.02" x 8.27" x 3.91")	8RJ 2SATA SKU: 240 x 210.5 x 82.2mm (9.45" x 8.29" x 3.24") 8M12 4SATA SKU: 240 x 210.5 x 104.2mm (9.45" x 8.29" x 4.1") 16RJ 4SATA SKU: 240 x 210.5 x 104.2mm (9.45" x 8.29" x 4.1")
Weight (net/gross)	2 internal SATA SKU: 3.95 kg (8.71 lb)/4.97 kg (10.96 lb) 2 swap. SATA SKU: 4.92 kg (10.85 lb)/5.75 kg (12.68 lb) 4 swap. SATA SKU: 4.92 kg (10.85 lb)/5.74 kg (12.65 lb)	8RJ 2SATA SKU: 4.16 kg (9.17 lb)/4.82 kg (10.62 lb) 8M12 4SATA SKU: 4.81 kg (10.604lb)/6.06kg (13.36lb) 16RJ 4SATA SKU: 4.796kg(10.57lb)/6.05kg(13.33lb)
Certifications	CE (Class A), FCC (Class A), E-Mark (E13), EN 50155 certified	CE (Class A), FCC (Class A), E-Mark (E13) certified
EOS Support	Windows® 10 64-bit, Windows® 7 64/32-bit	Win10 64 bit, Linux
Software Support	AXView	AXView

Certification Guide



Model Name	tBOX110	tBOX300	tBOX324	tBOX500	tBOX510	tBOX520	tBOX810
CE (Class A)	V	V	V	V	V	V	V
FCC	V	V	V	V	V	V	V
EN 50155	V	V	V	V	V	V	V
EN 50121-3-2	V	V	V	V	V	V	V
E-Mark	-	-	V	-	-	-	V
ISO 7637-2 (E-Mark)	△	-	V	△	-	△	V
EN 45545-2*	V	△	V	V	V	V	V
IEC 60945	-	-	V	V	-	-	V
DNV 2.4	-	-	V	-	-	-	V

V: Certified △: Compliant



Model Name	UST100	UST200	UST210	UST500	UST510
CE (Class A)	V	V	V	V	V
FCC	V	V	V	V	V
E-Mark	-	-	-	V	V
ISO 7637-2 (E-Mark)	△	△	△	V	V

V: Certified △: Compliant

x86-based DIN-rail Embedded Systems

NEW



Features\Models	ICO120-E3350	ICO300-83B	ICO300-83M (ATEX/C1D2)
CPU Level	Intel® Celeron® N3350 1.1 GHz	Intel® Celeron® N3350 1.1 GHz Intel® Pentium® N4200 1.1 GHz	Intel Atom® x5-E3930
System Memory	1 x DDR3L 1866 SO-DIMM, up to 8GB	1 x DDR3L 1866 SO-DIMM, up to 8GB	1 x DDR3L-1866 SO-DIMM, up to 8GB
Chipset	SoC integrated	SoC integrated	SoC integrated
TPM	TPM 2.0	TPM 2.0	TPM 2.0
Serial	DB9 RS-232/422/485 (maxima number of ports are 2 and share DB9 amount with CAN)	4 x DB9 Isolated RS-232/422/485 (ICO300-83B-4COM) 2 x DB9 Isolated RS-232/422/485 (ICO300-83B-2COM)	2 x Isolated RS-232/422/485 (Phoenix Type) 4 x Isolated RS-232/422/485 (4-wire, Phoenix Type)
CANbus	CAN 2.0 A/B (maxima number of ports are 2 and share DB9 amount with Serial)	N/A	N/A
Display	1 x HDMI	1 x HDMI	1 x HDMI
Ethernet	2 x 10/100/1000 Mbps (Intel® i210-IT)	2 x 10/100/1000 Mbps (Intel® i211-AT)	3 x 10/100/1000 Mbps (Intel® i211-AT)
Expansion Interface	1 x Full-size Rev.1.2 mPCIe Card slot 1 x Half-size Rev.1.2 mPCIe Card slot	2 x Full-size mPCIe Card slot	1 x M.2 Key B 3052 1 x Full-size Rev.1.2 mPCIe Card slot 1 x Half-size Rev.1.2 mPCIe Card slot
DIO	1 x 8-bit programmable DIO (share bottom side DB9 with Serial and CAN)	1 x 8-bit programmable DIO	1 x Isolated 8-in/8-out DIO
USB	2 x USB 2.0	4 x USB 3.0	2 x USB 3.0
Storage	1 x mSATA 1 x eMMC on board (optional)	1 x mSATA 1 x 2.5" SATA SSD/HDD	1 x mSATA 1 x Internal 2.5" SATA drive 1 x eMMC on board (optional)
Watchdog Timer	255 levels, 1 to 255 sec.	255 levels, 1 to 255 sec.	255 levels, 1 to 255 sec.
Power Input	9 to 36 VDC (terminal block, typical is 12 to 24VDC)	12 to 24 VDC (terminal block)	9 to 36 VDC (typical is 12 to 24VDC)
Operating Temperature	-40°C to +70°C (-40°F to +158°F)	-40°C to +70°C (-40°F to +158°F)	-40°C to +75°C (-40°F to +167°F)
Dimensions (W x D x H)	31 x 100 x 125 mm (1.22" x 3.93" x 4.92")	48 x 110 x 155 mm (1.88" x 4.33" x 6.1")	66 x 110 x 155 mm (2.48" x 4.33" x 6.1")
Weight (net/gross)	0.3 kg (0.67 lb)/0.45 kg (0.99 lb)	1.0 kg (2.2 lb)/1.50 kg (3.3 lb)	1.0 kg (2.2 lb)/1.50 kg (3.3 lb)
Certifications	CE, FCC, UL	CE, FCC	CE, FCC, ATEX, C1D2
Mounting	DIN-rail, Wall mount (optional)	DIN-rail, Wall mount (optional)	DIN-rail, Wall mount (optional)
EOS Support	Windows® 10 IoT, Linux	Windows® 10 IoT, Linux	Windows® 10 IoT, Linux
Software Support	eAPI	eAPI	eAPI

NEW



NEW



Features\Models	ICO330	ICO500-518	ICO520
CPU Level	Intel Atom® x6212RE (2-core, 1.20 GHz) Intel Atom® x6414RE (4-core, 1.50 GHz)	Intel® Core™ i7-7600U 2.8 GHz Intel® Core™ i5-7300U 2.6 GHz Intel® Core™ i3-7100U 2.4 GHz Intel® Celeron® 3965U 2.2 GHz	Intel® Core™ i7-1265UE (10-core, 1.7 GHz) Intel® Core™ i5-1245UE (10-core, 1.5GHz) Intel® Core™ i3-1215UE (6-core, 1.2 GHz) Intel® Celeron® 7305E (5-core, 1.00 GHz)
System Memory	1 x DDR4-3200 SO-DIMM, up to 32GB	DDR4-2133 SO-DIMM, up to 16GB	SO-DIMM DDR4-3200, up to 32GB
Chipset	SoC integrated	SoC integrated	SoC integrated
TPM	TPM 2.0	TPM 2.0	TPM 2.0
Serial	2 x terminal block isolated RS-232/422/485 (MIO modules w/ more COM ports)	1 x DB9 RS-232/422/485 (MIO modules w/ more COM ports)	N/A (MIO modules w/ more COM ports)
CANbus	N/A	N/A	N/A
Display	1 x HDMI	1 x VGA 1 x HDMI	2 x HDMI
Ethernet	3 x RJ-45 isolated 2.5 Gbps (Intel® I226-IT)	2 x 10/100/1000 Mbps (Intel® i210-IT)	4 x RJ-45 isolated 2.5 Gbps (Intel® I226-IT)
Expansion Interface	1 x M.2 Key B 3050/3052 1 x Full-size Rev.1.2 mPCIe Card slot 1 x Half-size Rev.1.2 mPCIe Card slot 2 x SIM slot 1 x MIO	2 x Full-size mPCIe Card slot 1 x External SIM card slot	1 x M.2 Key B 3050/3052: 1 x Full-size Rev.1.2 mPCIe Card slot 1 x Half-size Rev.1.2 mPCIe Card slot 2 x SIM slot 1 x MIO
DIO	N/A (MIO modules w/ more COM ports)	1 x Isolated 4-in/4-out DIO (terminal block)	N/A (MIO modules w/ more COM ports)
USB	2 x USB 3.1	4 x USB 3.0	4 x USB 3.1
Storage	1 x Internal 2.5" SATA drive 1 x mSATA (occupied 1 x mPCIe Card slot) 1 x M.2 (PCIe Gen3x2): NVMe (2242/2280, optional) 1 x eMMC (optional)	1 x External CFast™ 1 x 2.5" SATA SSD/HDD	1 x Internal 2.5" SATA drive 1 x mSATA (occupied 1 x mPCIe Card slot) 1 x M.2 (PCIe Gen4x4): NVMe (2242/2280, optional) 1 x eMMC (optional)
Watchdog Timer	255 levels, 1 to 255 sec.	255 levels, 1 to 255 sec.	255 levels, 1 to 255 sec.
Power Input	9 to 36 VDC (terminal block) 12 to 24 VDC (typical)	12 to 48 VDC (terminal block)	9 to 36 VDC (terminal block) 12 to 24 VDC (typical)
Operating Temperature	-40°C to +70°C (-40°F to +158°F)	-40°C to +70°C (-40°F to +158°F) w/ 2 PIM (PIM700 excluded) -40°C to +60°C (-40°F to +140°F) w/ 1 PIM700, 1 the other PIM -40°C to +50°C (-40°F to +122°F) W/ 2 PIM700	-40°C to +70°C (-40°F to +158°F)
Dimensions (W x D x H)	51 x 110 x 155 mm (20.08" x 4.33" x 6.1")	145 x 125 x 155 mm (5.70" x 4.92" x 6.10")	83 x 110 x 155 mm (3.27" x 4.33" x 6.1")
Weight (net/gross)	1.0 kg (2.2 lb)/1.50 kg (3.3 lb)	2.2 kg (4.85 lb)/2.7 kg (5.95 lb) (PIM module excluded)	1.0 kg (2.2 lb)/1.50 kg (3.3 lb)
Certifications	CE, FCC	CE, FCC	CE, FCC
Mounting	DIN-rail, Wall mount (optional)	DIN-rail, Wall mount (optional)	DIN-rail, Wall mount (optional)
EOS Support	Windows® 10 IoT, Linux	Windows® 10 IoT, Linux	Windows® 10 IoT, Linux
Software Support	eAPI	eAPI	eAPI



RISC-based DIN-rail Embedded Systems



Features\Models	Agnet200-FL-DC	IFB122	rBOX630
CPU Level	NXP i.MX 6UltraLite, ARM® Cortex®-A7, 528 MHz	NXP i.MX 6UltraLite, ARM® Cortex®-A7, 528 MHz	NXP i.MX 6, ARM® Cortex®-A9, 800 MHz
System Memory	1 x DDR3L-1600 256MB onboard	1 x DDR3-1600 256MB onboard	1 x DDR3-1600 1GB onboard
Serial	1 x RS-232/422/485 (selected by software)	2 x RS-232/422/485 (selected by software)	4 x RS-232/422/485
CANbus	1x CANBus	N/A	2 x CAN 2.0 B
Console	Yes For user setting with debug	Yes For user setting with debug	Yes For user setting with debug
Ethernet	1 x 10/100 Mbps (isolation 1.5 kV)	2 x 10/100 Mbps (isolation 1.5 kV)	1 x 10/100/1000 Mbps 1 x 10/100 Mbps (isolation 1.5 kV)
Expansion Interface	2 x mPCIe Card slot (USB signal only) 1 x SIM card socket	1 x mPCIe Card slot (USB signal only) 1 x SIM card socket	1 x mPCIe Card slot (USB signal only) 1 x mPCIe Card slot (supports USB & PCIe interface)
DIO	1 x DIO (4-in/4-out)	1 x DIO (2-in/1-out)	1 x DIO (8-in/ 8-out) (isolation 2 kV)
USB	1 x USB 2.0	1 x USB 2.0	1 x USB 2.0 OTG
Display	N/A	N/A	1 x HDMI
Storage	1 x eMMC 4GB onboard 1 x Micro SD card slot	1 x eMMC 4GB onboard	1 x eMMC 8GB flash onboard 1 x SDHC Card
Watchdog Timer	0.5 to 128 sec. (time resolution of 0.5 sec.)	0.5 to 128 sec. (time resolution of 0.5 sec.)	1 to 255 sec. (time resolution of 1 sec.)
Power Input	9 to 48 VDC	9 to 48 VDC	12 to 48 VDC
Operating Temperature	-40°C to +70°C (-40°F to +158°F)	-40°C to +70°C (-40°F to +158°F)	-40°C to +70°C (-40°F to +158°F)
Dimension (W x D x H)	31 x 100 x 125 mm (1.22" x 3.94" x 4.92")	31 x 100 x 125 mm (1.22" x 3.94" x 4.92")	55 x 155 x 110 mm (2.16" x 6.10" x 4.33")
Weight (net/gross)	0.3 kg (0.66 lb)/0.44 kg (0.97 lb)	0.3 kg (0.66 lb)/0.44 kg (0.97 lb)	0.9 kg (2.1lb)/1.3kg (2.87 lb)
Certification	CE, FCC	CE, FCC	Heavy Industrial CE, FCC Part 18, UL60950-1
OS Support	Yocto (Linux Kernel: 5.10)	Yocto (Linux Kernel: 5.10)	Yocto (Linux Kernel: 5.10)
Mounting	DIN-rail, wall mount (optional)	DIN-rail, wall mount (optional)	DIN-rail, wall mount (optional)

DIN-Rail Cybersecurity Gateways



NEW



Features \ Models	iNA100	iNA200
Form Factor	DIN-rail, wall mount (optional)	DIN-rail, wall mount (optional)
Processor	Intel Atom® x5-E3930/E3940 processor (Apollo Lake)	Intel Atom® x6212RE/x6414RE (Elkhart Lake)
Chipset	SoC integrated	SoC integrated
BIOS	AMI SPI Flash BIOS	AMI SPI Flash BIOS
Memory	Technology	DDR3L-1866
	Max Capacity	8GB non-ECC
	Socket	1 x 204-pin SO-DIMM
Network Interface	Ethernet	4 x 10/100/1000 Mbps
		2 x 10/100/1000 Mbps 2 x 2.5 GbE 2 x 1G SFP (Intel® I210-IS)
Storage	1 x mSATA 1 x 2.5" SSD	1 x eMMC onboard (optional) 1 x 2.5" SSD
I/O	Serial	1 x RS-232/422/485 (DB9) 1 x RS-485 (Terminal block)
	USB	2 x USB 3.0
	Management	N/A
	Display	1 x HDMI
Expansion Interface	1 x Half-size mPCIe Card slot (SATA/USB signal) 1 x Full-size mPCIe Card slot (USB signal)	1 x M.2 Key B 3042/3052 slot (PCIe + USB interface) 1 x Full-size mPCIe Card slot (USB + SATA interface)
TPM	TPM 2.0	TPM 2.0
Fanless	Yes	Yes
Power Supply	9-36 VDC	9-36 VDC
Operating Temperature	-40°C to +70°C (-40°F to +158°F)	-40°C to +70°C (-40°F to +158°F)
OS Support	Win 10, Linux	Win 10, Linux
Dimensions (W x D x H)	51 x 110 x 150 mm (2.01" x 4.33" x 5.9")	66 x 127 x 150 mm (2.6" x 5" x 5.9")
Certifications	CE/FCC	CE/FCC



Industrial Chassis





Features/Models	AX60501	AX60810	AX61135TM
Height	-	-	1U
Number of Slots	6	7	1
Backplane Selection	FAB105, FAB109, FAB110, HAB206, ATX6022/6	N/A	N/A
MB Support	N/A	Yes, 12" x 9.6" (ATX), 9.6" x 9.6" (mATX)	Yes, 12" x 9.6" (ATX)
Drive Capacity	5.25"	1	N/A
	3.5"	2 (1 internal)	2 (internal)
Cooling System	1 x 9 cm	1 x 12 cm (with a removable filter)	2 x 4 cm
Fault Detection	N/A	N/A	N/A
Power Supply	PS/2 type	PS/2 type	1U type
Dimensions (W x D x H)	235±1.0 x 400.5±1.0 x 154.7±1.0 mm (9.25" x 15.77" x 6.09")	196±1.0 x 407.4±1.0 x 330±1.0 mm (7.72" x 16.04" x 13")	482±1.0 x 469.50±1.0 x 44±1.0 mm (18.98" x 18.48" x 1.73")
Weight (net/gross)	9 kg (19.84 lb)/10.3 kg (22.7 lb)	9 kg (19.84 lb)/10.3 kg (22.7 lb)	4.2 kg (9.26 lb)/6.7 kg (14.77 lb)



Features/Models	AX61223TM	AX61410	AX6156LE
Height	2U	4U	4U
Number of Slots	2	14	14
Backplane Selection	N/A	FAB100, FAB101, FAB112, FAB113, FAB114, FAB118, FAB119, ATX6022/14L, ATX6022/14G, ATX6022/13L, ATX6022/14GP7	FAB100, FAB101, FAB112, FAB113, FAB114, FAB118, FAB119, ATX6022/14, ATX6022/14GP7, ATX6022/14G, ATX6022/13L
MB Support	Yes, 12" x 9.6" (ATX)	Yes, 12" x 9.6" (ATX), 9.6" x 9.6" (mATX)	Yes, 12" x 9.6" (ATX)
Drive Capacity	5.25"	1	3
	3.5"	3 (2 internal)	2 (1 internal)
Cooling System	1 x 8 cm	1 x 12 cm	1 x 12 cm
Fault Detection	N/A	N/A	N/A
Power Supply	PS/2 type	PS/2 type	PS/2 type (optional HRP)
Dimensions (W x D x H)	481.4±1.0 x 450±1.0 x 89.5±1.0 mm (18.95" x 17.72" x 3.52")	479.3±1.0 x 447.85±1.0 x 177±1.0 mm (18.87" x 18.63" x 6.97")	484.7±1.0 x 537.35±1.0 x 176.7±1.0 mm (19.08" x 21.16" x 6.96")
Weight (net/gross)	12 kg (26.45 lb)/13.5 kg (29.77 lb)	18 kg (39.68 lb)/19.5 kg (43 lb)	18 kg (39.68 lb)/19.5 kg (43 lb)


Embedded MicroBoxes

Model	Accessory Specifications			Dimensions	Mini ITX
	Drive Bay	Expansion Slot	Power Supply		
 ECM100	2 x 2.5"	N/A	ATX 250W Input: AC 115 to 230V Output: +3.3V @ 10A, +5V @ 10A, +12V @ 8.5A, -12V @ 0.4A, +5VSB @ 1A, +5VSB @ 2.5A	265 x 250 x 71.5 mm	MAN0500 MAN0520
 ECM300	1 x 3.5" or 1 x 2.5"	2 x PCIe x8 or 1 x PCIe x16	ATX 250W Input: AC 115 to 230V Output: +3.3V @ 10A, +5V @ 10A, +12V @ 8.5A, -12V @ 0.4A, +5VSB @ 1A, +5VSB @ 2.5A	335 x 250 x 93.5 mm	MAN0500 MAN0520



Industrial Systems

NEW



Coming soon

NEW



Coming soon

NEW



Coming soon

Features\Models	IPC960A	IPC962A	IPC964A
CPU Level	12th gen Intel® Core™ (Comet Lake-S), up to 65W	12th gen Intel® Core™ (Comet Lake-S), up to 65W	12th gen Intel® Core™ (Comet Lake-S), up to 65W
System Memory	2 x DDR5-4800/4000 MT/s un-buffered SO-DIMM, up to 64GB	2 x DDR5-4800/4000 MT/s un-buffered SO-DIMM, up to 64GB	2 x DDR5-4800/4000 MT/s un-buffered SO-DIMM, up to 64GB
Chipset	Intel® H610E/Intel® Q670E	Intel® H610E/Intel® Q670E	Intel® Q670E
Expansion I/O Module	AX93511: 4 x RS-232/422/485 AX93512: 4 x RS-232/422/485 & 8-in/out DIO AX93516: 4 x RS-232/422/485 AX93519: 2 x RS-232/422/485 & 1 x 1GbE LAN & 2 x USB module (optional)	AX93511: 4 x RS-232/422/485 AX93512: 4 x RS-232/422/485 & 8-in/out DIO AX93516: 4 x RS-232/422/485 AX93519: 2 x RS-232/422/485 & 1 x 1GbE LAN & 2 x USB module (optional)	AX93511: 4 x RS-232/422/485 AX93512: 4 x RS-232/422/485 & 8-in/out DIO AX93516: 4 x RS-232/422/485 AX93519: 2 x RS-232/422/485 & 1 x 1GbE LAN & 2 x USB module (optional)
Display	1 x DVI-D 1 x DP++ 1 x HDMI	1 x DVI-D 1 x DP++ 1 x HDMI	1 x DVI-D 1 x DP++ 1 x HDMI
Audio	Mic in/Line out	Mic in/Line out	Mic in/Line out
Ethernet	1 x 2.5GbE LAN (Intel® i226-LM) 1 x 1GbE LAN (Intel® i219-LM)	1 x 2.5GbE LAN (Intel® i226-LM) 1 x 1GbE LAN (Intel® i219-LM)	1 x 2.5GbE LAN (Intel® i226-LM) 1 x 1GbE LAN (Intel® i219-LM)
Serial	1 x RS-232/422/485	1 x RS-232/422/485	1 x RS-232/422/485
USB	4 x USB 3.2 gen2x1 + 2 x USB 2.0 (H610E) 6 x USB 3.2 gen2x1 (Q670E)	4 x USB 3.2 gen2x1 + 2 x USB 2.0 (H610E) 6 x USB 3.2 gen2x1 (Q670E) 1 x USB 2.0 (internal, 180D type A)	6 x USB 3.2 gen2x1 1 x USB 2.0 (internal, 180D type A)
Expansion Interface	1 x mPCIe card slot w/SIM slot 1 x M.2 Key E socket (optional) 1 x M.2 Key B socket w/SIM slot (optional)	1 x mPCIe card slot w/SIM slot 1 x M.2 Key E (optional) 1 x M.2 Key B +1 M.2 Key E w/SIM slot (optional) EIO121: 1 x PCIe x16 + 1 PCIe x8 EIO122: 1 x PCIe x16 + 1 PCI or 2 PCI	1 x mPCIe card slot w/SIM slot 1 x M.2 Key B +1 M.2 Key E w/SIM slot (optional) EIO141: 1 x PCIe x16 + 1 PCIe x8 + 2 PCIe x4 EIO142: 1 x PCIe x16 + 1 PCIe x4 + 2 PCI
Storage	2 x 2.5" swappable HDD 1 x M.2 Key M slot (Q670E)	2 x 2.5" swappable HDD 1 x M.2 Key M slot (Q670E)	2 x 2.5" swappable HDD 1 x M.2 Key M slot
Watchdog Timer	255 levels, 1 to 255 sec.	255 levels, 1 to 255 sec.	255 levels, 1 to 255 sec.
Power Input	18 - 30 VDC	18 - 30 VDC	18 - 30 VDC
Operating Temperature	-10°C to +60°C (+14°F to +140°F)	-10°C to +60°C (+14°F to +140°F)	-10°C to +60°C (+14°F to +140°F)
Wall Mount	Yes	Yes	Yes
Dimensions (W x D x H)	83.5 x 192 x 260 mm (3.29" x 7.60" x 10.24")	170 x 192 x 260 mm (6.70" x 7.60" x 10.24")	205 x 192 x 260 mm (8.08" x 7.60" x 10.24")
Weight (net/gross)	TBC	TBC	5.6 kgs / 7.9 kgs
Certifications	CE (EN61000-6-4/EN61000-6-2)/FCC	CE (EN61000-6-4/EN61000-6-2)/FCC	CE (EN61000-6-4/EN61000-6-2)/FCC
EOS Support	Windows 10/11, Linux	Windows 10/11, Linux	Windows 10/11, Linux



Features\Models	IPC970	IPC972
CPU Level	10th Gen Intel® Xeon® and Core™ i7/i5/i3 (Comet Lake-S), up to 80W	10th Gen Intel® Xeon® and Core™ i7/i5/i3 (Comet Lake-S), up to 80W
System Memory	4 x DDR4-2933 MT/s ECC or non ECC U-DIMM socket, up to 128GB	4 x DDR4-2933 MT/s ECC or non ECC U-DIMM socket, up to 128GB
Chipset	Intel® W480E	Intel® W480E
Expansion I/O Module	AX93511: 4 x RS-232/422/485 AX93512: 4 x RS-232/422/485 & 8-in/out DIO AX93516: 4 x RS-232/422/485 isolated AX93519: 2 x RS-232/422/485 & 1 x 1GbE LAN & 2 x USB (optional)	AX93511: 4 x RS-232/422/485 AX93512: 4 x RS-232/422/485 & 8-in/out DIO AX93516: 4 x RS-232/422/485 isolated AX93519: 2 x RS-232/422/485 & 1 x 1GbE LAN & 2 x USB (optional)
Display	1 x VGA 1 x HDMI	1 x VGA 1 x HDMI
Audio	1 x Line-out	1 x Line-out
Ethernet	1 x 2.5GbE 1 x GbE	1 x 2.5GbE 1 x GbE
Serial	N/A	N/A
USB	6 x USB 3.2 Gen.2 (10G) 2 x USB 3.2 Gen.1 1 x USB 2.0 (internal, 180D type A)	6 x USB 3.2 Gen.2 (10G) 2 x USB 3.2 Gen.1 1 x USB 2.0 (internal, 180D type A)
Expansion Interface	1 x PCIe x16 + 2 PCIe x8 1 x mPCIe card slot w/SIM slot 1 x M.2 Key E socket 1 x M.2 Key B socket w/SIM slot	2 x PCIe x16 + 1 x PCIe x4 + 1 x PCIe x8 1 x mPCIe card slot w/SIM slot 1 x M.2 Key E socket 1 x M.2 Key B socket w/SIM slot
Storage	2 x 2.5" swappable HDD 1 x 2.5" HDD (internal) 1 x M.2 Key M slot	2 x 2.5" swappable HDD 1 x 2.5" HDD (internal) 1 x M.2 Key M slot
Watchdog Timer	255 levels, 1 to 255 sec.	255 levels, 1 to 255 sec.
Power Input	Type: ATX/AT Input: 24 VDC (uMin=19V/uMax=30V)	Type: ATX/AT Input: 24 VDC (uMin=19V/uMax=30V)
Operating Temperature	-10°C to +60°C with W.T. HDD/SSD	-10°C to +60°C with W.T. HDD/SSD
Wall Mount	Yes	Yes
Dimensions (W x D x H)	199 x 192 x 360 mm (7.83" x 7.60" x 14.18")	255 x 192 x 360 mm (10.04" x 7.60" x 14.18")
Weight (net/gross)	9.8 kg/7.3 kg	8kg/11.2kg
Certifications	CE (EN61000-6-4/EN61000-6-2)/FCC	CE (EN61000-6-4/EN61000-6-2)/FCC
EOS Support	Windows 10/11, Linux	Windows 10/11, Linux

GPU Workstation

NEW



Features\Models	iHPC100	iHPC300
CPU Level	LGA1700 socket 12th gen Intel® Core™ i9/i7/i5/i3, Pentium® or Celeron®, up to 125W	LGA4189 socket 3rd gen Intel® Xeon® Scalable up to 270W
System Memory	4 x 288-pin DDR4-3200 R-DIMM unbuffered non-ECC memory, up to 128GB	6 x DDR4-3200 R-DIMM ECC memory, up to 384GB
Chipset	Intel® Q670E	Intel® C621A
Vision I/O	AMI BIOS	AMI BIOS
Expansion I/O Module	<ul style="list-style-type: none"> PCIe x16 (Gen4) PCIe x4 (Gen4) PCIe x4 (Gen4) PCIe x4 (Gen4) PCI PCIe x4 (Gen4) 	<ul style="list-style-type: none"> PCIe x8 PCIe x16 (Gen4) M.2 key M 2280 (signal: x4) PCIe x16 (Gen4) PCIe x8 slot (signal: x0 or x8) PCIe x16 (signal: x16 or x8) PCIe x8
Display	<ul style="list-style-type: none"> 1 x VGA 1 x DVI-D 1 x HDMI 1 x eDP (Header) 	VGA
Audio	HD Codec audio as MIC-in/Line-in/Line-out	HD Codec audio as MIC-in/Line-in/Line-out/Speaker-out with audio kit AX93242 (optional)
PS/2	1 x PS/2 keyboard and mouse	1 x PS/2 keyboard and mouse
Ethernet	<ul style="list-style-type: none"> 1 x 10/100/1000Mbps, (Intel® i210-AT) 1 x 10/100/1000Mbps, (Intel® i219-LM) 	<ul style="list-style-type: none"> 2 x 10/100/1000Mbps, (Intel® i210-AT)
Serial	1 x RS-232/422/485	1 x RS-232/422/485
USB	<ul style="list-style-type: none"> 6 x USB 3.2 Gen 1x1 (rear I/O) 2 x USB 3.2 Gen 1x1 (internal, box header) 4 x USB 2.0 (internal, pin header) 1 x USB 2.0 (internal, 180D type A) 	<ul style="list-style-type: none"> 4 x USB 3.1 Gen1 (rear I/O) 2 x USB 3.1 Gen1 (internal box header) 6 x USB 2.0 (internal box header) 1 x USB 2.0 (180D TypeA)
Storage	<ul style="list-style-type: none"> 6 x SATA3 with RAID 0/1/5/10 1 x NVMe M.2 M Key: 2280 (PCIe x4) 	<ul style="list-style-type: none"> 6 x SATA3 with RAID 0/1/5/10 1 x NVMe M.2 M Key: 2280 (PCIe x4)
Watchdog Timer	255 levels, 1 to 255 sec.	255 levels, 1 to 255 sec.
Power Input	750W AC Input voltage: 100 to 240V	1200W AC Input voltage: 100 to 240V 2000W AC Input voltage: 200 to 240V
Operating Temperature	0°C to +40°C (+32°F to +104°F)	0°C to +40°C (+32°F to +104°F)
Wall Mount	N/A	N/A
Dimensions (W x D x H)	TBC	430 x 174.8 x 515 mm (16.9" x 6.9" x 20.3")
Weight (net/gross)	TBC	17.15 kg (37.8 lb)/ 21.78 kg (48 lb)
Certifications	TBC	CE/FCC
EOS Support	Windows 11, Linux: Ubuntu 20.04	Windows Server 2019, Linux: Ubuntu 20.04

Machine Vision Systems



Features\Models	MVS100-323	MVS900-511-FL	
CPU Level	Intel Atom® x5-E3940 (1.6GHz)	7th/6th gen Intel® Core™ i7/i5/i3 & Celeron®, up to 65W	
System Memory	1 x DDR3L SO-DIMM, up to 8GB	2 x DDR4-2133/2400 un-buffered SO-DIMM, up to 32GB	
Chipset	SoC integrated	Intel® H110	
Vision I/O	2 x Trigger input 2 x Trigger output 2 x LED lighting control 4 x Isolated I/O	4 x Trigger input 4 x Trigger output 4 x LED lighting control (Strobe/Trigger mode) 2 x Quadrature encoder input 16 x Isolated DIO	
	Display	1 x HDMI 1 x VGA	1 x HDMI 1 x VGA
I/O	Audio	N/A	YES
	PoE	2 x IEEE802.3af GbE LAN port	4 x IEEE802.3at GbE LAN port
	Ethernet	1 x 10/100/1000 Mbps	2 x 10/100/1000 Mbps
	USB	2 x USB 3.0	4 x USB 3.0
	Others	1 x RS-232/422/485	2 x RS-232/422/485 & 8-in/8-out DIO
	Expansion Interface	N/A	1 x Full-size PCI Express Mini Card slot 1 x Internal USB connector
	Storage	1 x Full-size PCI Express Mini Card slot (mSATA signal)	2 x Swappable 2.5" HDD (9.5mm height)
TPM	TPM 2.0	TPM 2.0	
Watchdog Timer	255 levels, 1 to 255 sec.	255 levels, 1 to 255 sec.	
Power Input	24 VDC±10%	24 VDC (uMin=19V/uMax=30V)	
Operating Temperature	-10°C to +55°C (+14°F to +131°F)	-10°C to +60°C (+14°F to +140°F), with 6th gen CPU (35W) -10°C to +50°C (+14°F to +122°F), with 7/6th gen CPU (65W)	
Dimensions (W x H x D)	53.2 x 155 x 110.3 mm (2.09" x 6.1" x 4.34")	135 x 208 x 230 mm (5.27" x 8.19" x 9.01")	
Weight (net/gross)	0.6 kg(1.32 lb)/ 0.9 kg(1.98 lb)	5 kg (11.02 lb)/5.9 kg (13 lb)	
Mounting	Wall mount/DIN-Rail	Wall mount/DIN-Rail	
Certifications	CE, FCC	CE, FCC	
EOS Support	Win 10 64-bit	6th gen: Win 7 32/64-bit & Win 10 64-bit 7th gen: Win 10 64-bit	
Software Support	AMS.AXView	AMS.AXView	

OPS+ & OPS Digital Signage Players

NEW



Features\Models	OPS520	OPS500-520-H	OPS700-520
CPU Level	9th/8th gen Intel® Core™ i3/i5/i7 and Celeron®, 35W TDP	LGA1200 Socket 11th/10th Gen Intel® Core™ i3/i5/i7 or Celeron®, 35W TDP	8th gen Intel® Core™ i7/i5/i3 and Celeron®, 35W TDP
Chipset	Intel® H510/Q570	Intel® H310	Intel® Q370
System Memory	2 x DDR4-2933 SO-DIMM, up to 64GB	2 x DDR4-2400 SO-DIMM, up to 32GB	2 x DDR4-2400 SO-DIMM, up to 32GB
Pluggable Engine Box	Yes (OPS compliance)	Yes (OPS compliance)	Yes (OPS+ & OPS compliance)
Intel® AMT	AMT 15.0 for Intel® Q570	N/A	AMT 11.0
TPM	TPM 2.0	TPM 2.0	TPM 2.0
I/O	1 x USB 3.2 Gen2 (Intel® Q570) or 1 x USB 3.2 Gen1 (Intel® H510) 1 x USB Type C 2 x USB 2.0 1 x 10/100/1000 Mbps Ethernet (Intel® i219-LM) 1 x HDMI 2.0 1 x DisplayPort 1.4 1 x Audio jack (combo) 1 x Power on/off button 1 x Reset button 2 x Antenna opening	2 x USB 2.0 2 x USB 3.2 Gen1 Type A 1 x RS-232 1 x 10/100/1000 Mbps Ethernet (Intel® i219-LM) 1 x HDMI with 4K resolution 1 x Power on/off button 1 x Reset button 1 x 12 VDC power input (adapter available by option)	2 x USB 2.0 2 x USB3.2 Gen2 Type A 1 x RS-232 1 x 10/100/1000 Mbps Ethernet (Intel® i219-LM) 1 x HDMI with 4K/Full HD resolution 1 x Power on/off button 1 x Reset button 1 x 12 VDC power input (adapter available by option)
JAE TX-25A	1 x DisplayPort with 4K, 60Hz 1 x HDMI 2.0 with 4K, 60Hz (30Hz for 10th gen Intel® processor) 2 x USB 2.0 1 x USB 3.2 Gen1 1 x Audio (Line-out) 1 x UART (TX/RX)	1 x DisplayPort with 4K 60Hz supported 1 x HDMI 2.0 with 4K 60Hz supported 2 x USB 2.0 1 x USB 3.2 Gen1 1 x Audio (Line-out) 1 x UART (TX/RX)	1 x DisplayPort with 4K 60Hz supported 1 x HDMI 2.0 with 4K 60Hz supported 2 x USB 2.0 1 x USB 3.0 Gen1 1 x Audio (Line-out) 1 x UART (TX/RX)
HRS FX-18	N/A	N/A	1 x DisplayPort with 4K 60Hz supported 1 x PCI Express x4
Storage	1 x M.2 Key M 2280 (NVMe)	1 x M.2 Key M 2280 SATA (NVMe optional)	1 x M.2 Key M 2280 SATA (NVMe optional)
Expansion Interface	1 x M.2 Key E 2230 for Wi-Fi	1 x M.2 Key E 2230 for Wi-Fi	1 x M.2 Key E 2230 for Wi-Fi
Power Supply	12 to 19 VDC	12 to 19 VDC	12 to 19 VDC
Dimensions (W x D x H)	200 x 119 x 30 mm (7.87" x 4.68" x 1.18")	200 x 119 x 30 mm (7.87" x 4.68" x 1.18")	200 x 119 x 30 mm (7.87" x 4.68" x 1.18")
Weight (net/gross)	1 kg (2.21 lb)/1.5 kg (3.3 lb)	1 kg (2.21 lb)/1.5 kg (3.3 lb)	1 kg (2.21 lb)/1.5 kg (3.3 lb)
Operating Temperature	0°C to +45°C (+32°F to +113°F) (with airflow 1.2m/s)	0°C to +45°C (+32°F to +113°F) (with airflow 1.2m/s)	0°C to +45°C (+32°F to +113°F) (with airflow 1.2m/s)
Certifications	CE, FCC Class A	CE, FCC Class A	CE, FCC Class A

Digital Signage Players



Features\Models	DSP300-318	DSP302	DSP511
CPU Level	Intel Atom® x5-E3950 2.0GHz, Pentium® N4200 2.5GHz, Celeron® N3350 2.4GHz or Celeron® J3455 2.3GHz	Intel® Celeron® processor, N6210 & J6413	11th gen Intel® Core™ i5/i3 or Celeron®
Chipset	SoC integrated	SoC integrated	SoC Integrated
System Memory	2 x DDR3L-1600 SO-DIMM, up to 8GB	LPDDR4 4GB memory onboard (8GB optional)	2 x DDR4-3200 SO-DIMM, max. up to 64GB
TPM	N/A	Integrated TPM 2.0	TPM 2.0
I/O	<ul style="list-style-type: none"> 3 x USB 3.0 1 x USB 2.0 1 x GbE LAN 1 x Device management 1 x HDMI 1.4 1 x DisplayPort 1.2 1 x RS-232 DB9 1 x Line-out 1 x Mic-in 1 x Power switch 1 x Reset switch 1 x Remote switch 1 x Screw type VDC power input connector 4 x Antenna opening 	<ul style="list-style-type: none"> 4 x USB 3.2 Gen 2 1 x GbE LAN 3 x HDMI 2.0 (CPU: J6413) 2 x HDMI 2.0 (CPU: N6210) 1 x Audio jack (combo) 1 x Power switch 2 x Antenna opening 	<ul style="list-style-type: none"> 3 x USB 3.2 Gen 2 1 x USB 2.0 1 x 2.5G LAN 1 x GbE LAN 1 x Device management 4 x HDMI 2.0 1 x Audio jack (combo) 1 x RS-232 1 x DC power input (lockable) 1 x SIM card socket 1 x HDD LED 1 x Power switch 1 x Reset switch 1 x Remote power switch 6 x Antenna opening
Storage	1 x M.2 Key M 2280 slot (SATA & NVMe)	1 x 64GB eMMC onboard (128G optional) 1 x M.2 Key B & M 2242 for SATA/PCIe	1 x M.2 Key M 2280 (SATA & NVMe)
Expansion Interface	<ul style="list-style-type: none"> 1 x M.2 Key E 2230 slot for Wi-Fi/Bluetooth 1 x M.2 Key B 3042 slot for 4G/LTE 1 x SIM card slot 	<ul style="list-style-type: none"> 1 x Full-size Mini-PCIe slot for WiFi/BT/3G/4G 1 x M.2 key B & M 2242 slot for SATA/PCIe 1 x SIM card slot 	<ul style="list-style-type: none"> 1 x M.2 Key E 2230 slot for Wi-Fi/Bluetooth 1 x M.2 Key B 3052 slot for 5G/LTE 1 x SIM card slot
Power Supply	+12V DC-in	+12V DC-in	+12V DC-in
Dimensions (W x D x H)	200 x 137.8 x 20 mm (7.87" x 5.4" x 0.79")	106.2 x 133 x 39 mm (4.19" x 5.24" x 1.54")	260 x 160 x 25 mm (10.24" x 6.3" x 0.99")
Weight (net/gross)	0.90 kg (1.98 lb)/1.57 kg (3.45 lb)	0.90 kg (1.98 lb)/1.57 kg (3.47 lb)	1.3 kg (2.86 lb)/2.07 kg (4.6 lb)
Operating Temperature	0°C to +50°C (32°F to 122°F) -40°C to +70°C (-40°F to 158°F) (E22K300115 only)	0°C to +45°C (+32°F to +113°F)	0°C to +50°C (+32°F to +122°F)
Certifications	CE, FCC class A	CE, FCC class A	CE, FCC Class A, BSMI



Digital Signage Players



Features\Models	DSP500	DSP600-211
CPU Level	LGA1151 9th/8th gen Intel® Core™ i7/i5/i3 or Pentium® (CPU TDP, up to 35 W)	AMD Ryzen™ Embedded V1807B/V1605B
Chipset	Intel® Q370	SoC integrated
System Memory	2 x DDR4-2666 SO-DIMM, up to 32GB	2 x 260-pin DDR4-2400 SO-DIMM, up to 32GB
TPM	TPM 2.0	TPM 2.0
I/O	<ul style="list-style-type: none"> 1 x GbE LAN 4 x USB 3.1 3 x HDMI 2.0 1 x Line-out 1 x RS-232 1 x Device management 1 x Remote switch 1 x Screw type VDC power input 1 x VDC power input connector 4 x Antenna opening 	<ul style="list-style-type: none"> 2 x USB 3.0 2 x USB 2.0 2 x GbE LAN 1 x Device management 4 x HDMI 2.0 2 x RS-232 DB9 1 x Line-out 1 x SIM card 1 x Power switch 1 x Reset switch 1 x Remote switch 1 x VDC power input connector 4 x Antenna opening
Storage	1 x M.2 Key M 2280 slot (SATA & NVMe)	1 x M.2 Key M 2280 slot (SATA) 1 x M.2 Key M 2280 slot (NVMe)
Expansion Interface	<ul style="list-style-type: none"> 1 x M.2 Key E 2230 slot for Wi-Fi/BT 1 x M.2 Key B 3042 slot for 4G/LTE 1 x SIM card slot 	<ul style="list-style-type: none"> 1 x M.2 Key E slot for Wi-Fi/BT 1 x M.2 Key B slot for 4G/LTE 1 x SIM card slot
Power Supply	+12V DC-in	+12V DC-in
Dimensions (W x D x H)	202 x 196 x 39 mm (7.95" x 7.71" x 1.53")	250 x 182.8 x 30 mm (9.84" x 7.19" x 1.18")
Weight (net/gross)	1.8 kg (3.96 lb)/2.8 kg (6.17 lb)	1.9 kg (4.18 lb)/2.9 kg (6.39 lb)
Operating Temperature	0°C to +45°C (+32°F to +113°F)	0°C to +45°C (32°F to +113°F) for V1605B 0°C to +40°C (32°F to +104°F) for V1807B
Certifications	CE, FCC Class A	CE, FCC Class A

Intelligent Medical Systems




NEW



Features\Models	mBOX100	mBOX500	mBOX600
CPU Level	8th gen Intel® Core™ i7/i5 (Whisky Lake-U)	12th gen Intel® Core™ i7/i5 (Alder Lake-P)	9th/8th gen Intel® Core™ i7/i5 (Coffee Lake)
System Memory	2 x DDR4-2400 SO-DIMM, up to 64GB	2 x DDR5-4800 SO-DIMM, up to 64GB	2 x DDR4-2666 SO-DIMM, up to 64GB
Chipset	SoC integrated	SoC integrated	Intel® QM370
BIOS	AMI	AMI	AMI
Display	1 x HDMI 1.4 (4096 x 2160 @30Hz) 1 x DisplayPort 1.2 (4096 x 2304 @60Hz)	1 x Thunderbolt 4 (7680 x 4320 @ 60Hz) 1 x DisplayPort 1.2 (7680 x 4320 @ 60Hz) 1 x VGA (optional)	1 x HDMI 1.4 (4096 x 2160 @30Hz) 2 x DisplayPort 1.2 (4096 x 2304 @60Hz)
Audio	1 x Mic-in (3.5mm Audio Jack) 1 x Line-out (3.5mm Audio Jack)	1 x Mic-in (3.5mm Audio Jack) 1 x Line-out (3.5mm Audio Jack)	1 x Mic-in (3.5mm Audio Jack) 1 x Line-out (3.5mm Audio Jack)
Others	TPM 2.0	TPM 2.0	TPM 2.0
Ethernet	2 x 10/100/1000 Mbps (isolation)	2 x 100/1000/2500 Mbps	2 x 10/100/1000 Mbps (isolation)
COM	2 x RS-232/422/485 (isolation)	N/A	2 x RS-232/422/485 (isolation)
USB	4 x USB 3.1 Gen2 Type-A (rear)	2 x USB 3.2 Gen2 Type-A (front) 2 x USB 3.2 Gen2 Type-A (rear)	4 x USB 3.1 Gen2 Type-A (rear)
Expansion Interface	1 x PCI Express Mini Card slot	1 x PCIe x16 slot for PCIe x8 Gen4 1 x PCIe x4 Gen3 slot	1 x PCI Express Mini Card slot 1 x PCIe x16 Gen3 slot
Storage	1 x 2.5" SATAIII SSD/HDD 1 x M.2 Key M 2280 NVMe SSD	1 x 2.5" SATAIII SSD/HDD 1 x M.2 Key M 22110 NVMe SSD	1 x 2.5" SATAIII SSD/HDD 1 x M.2 Key M 2280 NVMe SSD
Watchdog Timer	65536 levels, 0 to 65535 sec.	65536 levels, 0 to 65535 sec.	65536 levels, 0 to 65535 sec.
Power Input	12 to 24 VDC	100 to 240 VAC	24 VDC
Operating Temperature	0°C to +40°C (+32°F to +104°F)	0°C to +40°C (+32°F to +104°F)	0°C to +40°C (+32°F to +104°F)
Wall Mount	Wall mount	Wall mount	Wall mount
Dimensions (W x D x H)	250 x 220 x 60 mm (9.8" x 8.66" x 2.36")	TBC	250 x 240 x 90 mm (9.8" x 9.44" x 3.54")
Weight (net/gross)	3 kg	TBC	4 kg
Certifications	CE, FCC IEC/EN 60601-1 compliance	CE, FCC IEC/EN 60601-1 compliance	CE, FCC IEC/EN 60601-1 compliance
EOS Support	Win 10 IoT, Linux	Win 10 IoT, Win 11 IoT, Linux	Win 10 IoT, Linux



Intelligent Medical Systems



NEW



Features\Models	mHPC200	mHPC202
CPU Level	Dual Intel® Xeon® Gold 6226R	Dual Intel® Xeon® Gold Sapphire Rapids
System Memory	12 x DDR4-2933 ECC RDIMM, up to 384GB	16 x DDR5-4800 ECC RDIMM, up to 512GB
Chipset	PCH: Intel® C621, TDP 15W BMC: ASpeed AST2500A2-GP Embedded Graphics SoC: SiliconMotion SM768	PCH: Intel® Intel® EMMITSBURG, TDP 15W BMC: ASpeed AST2600
BIOS	AMI	AMI
Display	1 x HDMI 1.4 (4096 x 2160 @30/24Hz)	1 x Single DisplayPort 1.2 (4096 x 2304 @60Hz)
Audio	N/A	Line in/ Lin out/ Mic in with 2x5 Box Header P=2.0mm
Others	N/A	N/A
Ethernet	1 x Network card in support of dual 10G Base-T & dual SFP+	2 x 10 GbE Ethernet (RJ-45) 1 x IPMI 1GbE LAN (BMC)
COM	N/A	N/A
USB	4 x USB 3.0	4x USB 3.2 Gen1
Expansion Interface	2 x PCIe riser card inside: Riser Card #0: 2 x PCIe x16 Gen3 slot Riser Card #1: 1 x PCIe x16 slot, 1 x PCIe x8 slot, M.2 22110-M slot	3 x PCIe riser card inside: Riser Card #0: 2 x PCIe x16, Gen 5.0 slots Riser Card #1: 2 x PCIe x16, Gen 5.0 slots Riser Card #2: 1 x PCIe x16 or 2x PCIe x8 Gen 5.0 slots 1 x M.2 2280 slot
Storage	2 x 2.5" SATA SSD 2 x 2.5" NVMe U.2 SSD	6 x 2.5" SATA SSD 2 x 2.5" NVMe U.2 SSD
Watchdog Timer	65536 levels, 0 to 65535 sec.	65536 levels, 0 to 65535 sec.
Power Input	2 x 1200W redundant ATX power supply	2 x 1800W redundant ATX power supply
Operating Temperature	0°C to +40°C (+32°F to +104°F)	0°C to +40°C (+32°F to +104°F)
Wall Mount	Rackmount	Rackmount
Dimensions (W x D x H)	600 x 430 x 88 mm (20.5" x 17" x 3.5")	600 x 430 x 88 mm (20.5" x 17" x 3.5")
Weight (net/gross)	11.9 kg (26 lb)/16.10 kg (35 lb)	TBC
Certifications	CE IEC 62368-1, FCC Class A compliance	CE IEC 62368-1, FCC Class A compliance
EOS Support	CentOS 7.6 & Windows 10 IoT	CentOS 7.6 & Windows 10 IoT

Fanless Touch Panel Computers



Features\Models	GOT107W-319	GOT110-316	GOT115-319
Display	7" WSVGA TFT LCD, 320 nits	10.4" XGA TFT LCD, 350 nits	15" XGA TFT LCD, 300 nits
CPU Level	Intel® Celeron® N3350, up to 2.4 GHz Intel® Pentium® N4200, up to 2.5 GHz	Intel® Celeron® N3350, up to 2.4 GHz Intel® Pentium® N4200, up to 2.5 GHz	Intel® Celeron® N3350, up to 2.4 GHz Intel® Pentium® N4200, up to 2.5 GHz
Chipset	SoC integrated	SoC integrated	SoC integrated
System Memory	1 x 204-pin DDR3L SO-DIMM, up to 8GB	1 x 204-pin DDR3L SO-DIMM, up to 8GB	1 x 204-pin DDR3L SO-DIMM, up to 8GB
I/O	1 x RS-232/422/485 1 x RS-232 2 x 10/100/1000 Mbps Ethernet 2 x USB 3.0 1 x Screw type connector for power 1 x ATX/AT selectable switch 1 x Power button	1 x RS-232/422/485 1 x RS-232 2 x 10/100/1000 Mbps Ethernet 4 x USB 3.0 1 x Audio (Line-out) 1 x HDMI 1 x Screw type connector for power 1 x Power button (ATX) 1 x Remote power switch 1 x ATX/AT selectable switch	1 x RS-232/422/485 1 x RS-232 2 x 10/100/1000 Mbps Ethernet 2 x USB 3.0 2 x USB 2.0 1 x Audio (Line-out) 1 x Screw type connector for power 1 x Power button (ATX) 1 x Remote power switch 1 x ATX/AT selectable switch
Storage	1 x mSATA 1 x MicroSD Card	1 x 2.5" SATA HDD 1 x mSATA	1 x 2.5" SATA HDD 1 x mSATA 1 x MicroSD card
Expansion Interface	1 x PCI Express Mini Card slot 1 x M.2 Key E	2 x PCI Express Mini Card slot	1 x PCI Express Mini Card slot 1 x M.2 Key E
Touchscreen	Projected capacitive multi-touch	5-wire resistive touch or projected capacitive multi-touch	5-wire resistive touch or projected capacitive multi-touch
Operating System	Windows® 11/10 (64-bit)	Windows® 10 (64-bit)	Windows® 11/10 (64-bit)
Power Supply	9 to 24 VDC with adapter cable	DC version: 12/19 to 24 VDC adapter cable AC version: 100 to 240 VAC-DC, 60W power adapter	9 to 24 VDC with adapter cable
Power Consumption	20.4W	24W	28.8W
Watchdog Timer	255 levels, 0 to 255 sec.	255 levels, 0 to 255 sec.	255 levels, 0 to 255 sec.
Dimensions (W x D x H)	192 x 37.4 x 145 mm (7.56" x 1.47" x 5.7")	259.43 x 43.5 x 232.73 mm (10.21" x 1.71" x 9.16")	329.7 x 50 x 306 mm (13" x 2" x 12")
Weight (net/gross)	0.75 kg (1.65 lb)/2.0 kg (4.41 lb)	1.8 kg (3.96 lb)/3 kg (6.61 lb)	3.2 kg (7.1 lb)/4.8 kg (10.6 lb)
Operating Temperature	0°C to +50°C (+32°F to +122°F)	0°C to +50°C (+32°F to +122°F)	0°C to +50°C (+32°F to +122°F)
Mounting	Desktop stand, Panel/wall/VESA mount	Desktop stand, Panel/wall/VESA mount	Desktop stand, Panel/wall/VESA mount
Certifications	CE, FCC	CE, FCC	CE, FCC

Fanless Touch Panel Computers



Features\Models	GOT5103W-845	GOT5153W-845
Display	10.1" WXGA TFT LCD, 350 nits	15.6" WXGA TFT LCD, 300 nits
CPU Level	Intel® Celeron® N3060, up to 2.48 GHz Intel® Pentium® N3710, up to 2.56 GHz	Intel® Celeron® N3060, up to 2.48 GHz
Chipset	SoC integrated	SoC integrated
System Memory	1 x 204-pin DDR3L-1600 SO-DIMM, up to 8GB	1 x 204-pin DDR3L-1600 SO-DIMM, up to 8GB
I/O	1 x RS-232/422/485 1 x RS-232 2 x 10/100/1000 Mbps Ethernet 2 x USB 2.0 2 x USB 3.0 1 x Audio (Line-out) 1 x HDMI 1 x Switch for power on/off 1 x AT/ATX mode selection switch	1 x RS-232/422/485 1 x RS-232 2 x 10/100/1000 Mbps Ethernet 2 x USB 2.0 2 x USB 3.0 1 x Audio (Line-out) 1 x HDMI 1 x Switch for power on/off 1 x AT/ATX mode selection switch
Storage	1 x Half-slim SATA SSD (optional) 1 x mSATA	1 x mSATA 1 x 2.5" SATA HDD (AC version only)
Expansion Interface	2 x PCI Express Mini Card slot	2 x PCI Express Mini Card slot
Touchscreen	Projected capacitive multi-touch	5-wire resistive touch or projected capacitive multi-touch
Operating System	EOS: WE57, WE8S, Windows® 10 IoT OS: Windows® 7/8.1/10	EOS: WE57, WE8S, Windows® 10 IoT OS: Windows® 7/8.1/10
Power Supply	DC version: 24 VDC with over current protection fuse AC version: 100 to 240 VAC-DC, 60W power adapter	DC version: 9 to 36 VDC with over-current protection fuse AC version: 100 to 240 VAC-DC, 60W power adapter
Power Consumption	38.4W	46.8W
Watchdog Timer	255 levels, 0 to 255 sec.	255 levels, 0 to 255 sec.
Dimensions (W x D x H)	260.8 x 38 x 194.1 mm (10.27" x 1.50" x 7.65")	394.2 x 57 x 257.2 mm (15.53" x 2.25" x 10.13")
Weight (net/gross)	1.08 kg (2.38 lb)/2.18 kg (4.8 lb)	3.0 kg (6.61 lb)/4.5 kg (9.92 lb)
Operating Temperature	0°C to +50°C (+32°F to +122°F)	0°C to +50°C (+32°F to +122°F)
Mounting	Wall/VESA mount	Wall/VESA mount
Certifications	CE, FCC	CE, FCC

Heavy-duty Fanless Touch Panel Computers

NEW



Features\Models	GOT315A-ELK-WCD	GOT315W-521	GOT315WL-845-PCT
Display	15.6" WXGA TFT LCD, 400 nits	15.6" WXGA TFT LCD, 400 nits	15.6" WXGA TFT LCD, 400 nits
CPU Level	Intel® Celeron® processor J6412 (TDP 12W) (Elkhart Lake)	LGA1151 9th/8th gen Intel® Core™ i7/ i5/i3, Intel® Pentium® Gold or Intel® Celeron® processor (up to 35W)	Intel® Pentium® processor N3710 4C @ 1.6 GHz (Braswell)
Chipset	SoC integrated	Intel® H310	SoC integrated
System Memory	1 x 260-pin DDR4 SO-DIMM, up to 32GB	1 x 260-pin DDR4-2666/2400 SO-DIMM up, to 32GB	1 x 204-pin DDR3L-1333/1600 SO-DIMM, up to 8GB
I/O	1 x Flexible I/O (default 2 x RS-232) 1 x COM for RS-232/422/485 1 x RJ-45 2.5Gb Base-T Ethernet 1 x RJ-45 1Gb Base-T Ethernet 4 x USB 3.2 Gen2 (10 Gbps) 1 x Phoenix type connector for VDC input 1 x Switch for power on/off (ATX) 1 x Line-out/MIC 1 x HDMI 1.4 1 x VGA 1 x Remote power switch 1 x AT/ATX switch (DC type only) 1 x Grounding hole (DC version)	1 x 9-pin D-sub Male for RS-232 1 x RS-232/422/485 2 x 10/100/1000 Mbps Ethernet 2 x USB 3.0 2 x USB 2.0 1 x Phoenix type connector for VDC input 1 x Switch for power on/off (ATX) 1 x Line out 1 x HDMI 1 x DisplayPort 1 x VGA 1 x Remote power switch 1 x AT/ATX switch (DC type only) 1 x Grounding Hole	1 x RS-232 1 x RS-232/422/485 1 x Switch for power on/off (ATX) 1 x Audio (Line-out) 2 x USB 3.0 2 x USB 2.0 2 x 10/100/1000 Mbps Ethernet
Storage	1 x 2.5" SATA SSD 1 x mSATA	1 x 2.5" SATA HDD/SSD 1 x mSATA	1 x 2.5" SATA HDD 1 x mSATA
Expansion Interface	1 x Full-size PCI Express Mini Card slot 1 x M.2 Key E 2230 (for Wi-Fi)	1 x Full-size PCI Express Mini Card slot 1 x M.2 Key E 2230 (for Wi-Fi)	2 x Full-size PCI Express Mini Card slot
Touchscreen	Projected capacitive multi-touch	Projected capacitive multi-touch	Projected capacitive multi-touch
Operating System	EOS: Windows® 10 IoT/11 IoT OS: Windows® 10/11, and Linux	EOS: Windows® 10 IoT OS: Windows® 10	EOS: Windows® 10 IoT OS: Windows® 10
Power Supply	DC terminal block: +9 to 36V	DC terminal block: +12V/+19V/+24V	DC version: 24 VDC
Power Consumption	70.8W	70W	72W
Watchdog Timer	255 levels, 0 to 255 sec.	255 levels, 0 to 255 sec.	255 levels, 0 to 255 sec.
Dimensions (W x D x H)	409.18 x 59.4 x 265.18 mm (16.1" x 2.3" x 10.4")	396.8 x 77 x 247.1 mm (15.6" x 3.04" x 9.73")	396.8 x 59 x 247.1 mm (15.6" x 2.3" x 9.73")
Weight (net/gross)	5.07kg(11.17 lb)/11.12kg(24.51lb)	6.5 kg(14.3 lb)/8.5kg(18.7 lb)	4.5 kg (9.9 lb)/6.5 kg (14.3 lb)
Operating Temperature	-10°C to 50°C (+14°F to +122°F)	0°C to +50°C (+32°F to +122°F)	0°C to +50°C (+32°F to +122°F)
Mounting	Panel/wall/VESA mount	Panel/wall/VESA mount	Panel/wall/VESA mount
Certifications	CE, FCC	CE	CE

Heavy-duty Fanless Touch Panel Computers



Features\Models	GOT318W-521	GOT318WL-845	GOT3187WL-834
Display	18.5" FHD TFT LCD, 500 nits	18.5" WXGA TFT LCD, 250 nits	18.5" WXGA TFT LCD, 250 nits 18.5" FHD TFT LCD, 500 nits
CPU Level	LGA1151 9th/8th gen Intel® Core™ i7/ i5/i3, Intel® Pentium® Gold or Intel® Celeron® processor (up to 35W)	Intel® Pentium® processor N3710 4C @ 1.6 GHz (Braswell)	Intel® Celeron® processor J1900 4C @ 2.0 GHz (Bay Trail-D)
Chipset	Intel® H310	SoC integrated	SoC integrated
System Memory	1 x 260-pin DDR4 2133/2400MHz SO-DIMM, up to 32GB	1 x 204-pin DDR3L-1333/1600 SO-DIMM, up to 8GB	1 x 204-pin DDR3L-1333/1600 SO-DIMM, up to 8GB
I/O	1 x 9-pin D-sub Male for RS-232 1 x RS-232/422/485 2 x 10/100/1000 Mbps Ethernet 2 x USB 3.0 2 x USB 2.0 1 x Phoenix type connector for DC power input 1 x Switch for power on/off (ATX) 1 x Line out 1 x HDMI 1 x DisplayPort 1 x VGA 1 x Remote power switch 1 x AT/ATX switch (DC type only) 1 x Grounding Hole	1 x RS-232 1 x RS-232/422/485 1 x Switch for power on/off (ATX) 1 x Audio (Line-out) 2 x USB 3.0 2 x USB 2.0 2 x 10/100/1000 Mbps Ethernet	2 x RS-232/422/485 1 x Switch for power on/off (ATX) 1 x Audio (Line-out) 2 x USB 3.0 2 x USB 2.0 2 x 10/100/1000 Mbps Ethernet
Storage	1 x 2.5" SATA HDD/SSD	1 x 2.5" SATA HDD 1 x mSATA	1 x 2.5" SATA HDD 1 x CFast™ or 1 x mSATA
Expansion Interface	1 x M.2 Key E slot 1 x Full-size mPCIe Card slot	2 x Full-size mPCIe Card slot	2 x Full-size mPCIe Card slot
Touchscreen	Projected capacitive multi-touch	Projected capacitive multi-touch / 5-wire Flat resistive touch (optional)	Projected capacitive multi-touch
Operating System	EOS: Windows® 10 IoT OS: Windows® 10	EOS: Windows® 10 IoT OS: Windows® 10	EOS: WE8S, WES 7, Windows® 10 IoT OS: Windows® 7/8.1/10
Power Supply	DC terminal block: +12V/+19V/+24V	DC version: 24 VDC	DC version: 9 to 36 VDC AC version: 12 VDC 60W adapter
Power Consumption	120W	48W	49W (WXGA) 60W (FHD)
Watchdog Timer	255 levels, 0 to 255 sec.	255 levels, 0 to 255 sec.	255 levels, 0 to 255 sec.
Dimensions (W x D x H)	460.8 x 77 x 285 mm (18.11" x 3.04" x 11.22")	460.8 x 58.5 x 285 mm (18.11" x 2.3" x 11.22")	460.8 x 58.5 x 285 mm (18.11" x 2.3" x 11.22")
Weight (net/gross)	7.8kg (17.2lb)/10.2kg (22.5lb)	5.8 kg (12.8 lb)/8.2 kg (18.1 lb)	5.8 kg (12.8 lb)/8.2 kg (18.1 lb)
Operating Temperature	0°C to +50°C (+32°F to +122°F)	0°C to +50°C (+32°F to +122°F)	0°C to +40°C (+32°F to +104°F)
Mounting	Panel/wall/VESA mount	Panel/wall/VESA mount	Panel/wall/VESA mount
Certifications	CE	CE	CE



Features\Models	GOT321W-521	GOT3217WL-845-PCT
Display	21.5" FHD TFT LCD, 250 nits	21.5" FHD TFT LCD, 250 nits
CPU Level	LGA1151 9th/8th gen Intel® Core™ i7/ i5/i3, Intel® Pentium® Gold or Intel® Celeron® processor (up to 35W)	Intel® Pentium® processor N3710 4C @ 1.6 GHz (Braswell)
Chipset	Intel® H310	SoC integrated
System Memory	1 x 260-pin DDR4 2133/2400MHz SO-DIMM, up to 32GB	1 x 204-pin DDR3L-1333/1600MHz SO-DIMM, up to 8GB
I/O	1 x 9-pin D-sub Male for RS-232 1 x RS-232/422/485 2 x 10/100/1000 Mbps Ethernet 2 x USB 3.0, 2 x USB 2.0 1 x Phoenix type connector for DC power input 1 x Switch for power on/off (ATX) 1 x Audio (Line-out) 1 x HDMI 1 x DisplayPort 1 x VGA 1 x Remote power switch 1 x AT/ATX switch (DC type only) 1 x Grounding Hole	1 x RS-232 1 x RS-232/422/485 1 x Switch for power on/off (ATX) 1 x Audio (Line-out) 2 x USB 3.0 2 x USB 2.0 2 x 10/100/1000 Mbps Ethernet
Storage	1 x 2.5" SATA HDD/SSD	1 x 2.5" SATA HDD 1 x mSATA
Expansion Interface	1 x M.2 Key E slot 1 x Full-size mPCIe Card slot	2 x Full-size mPCIe Card slot
Touchscreen	Projected capacitive multi-touch	Projected capacitive multi-touch
Operating System	EOS: Windows® 10 IoT OS: Windows® 10	EOS: Windows® 10 IoT OS: Windows® 10
Power Supply	DC terminal block: +12V/+19V/+24V	DC version: DC 24V AC version: 12VDC, 60W adapter
Power Consumption	105W	48W
Watchdog Timer	255 levels, 0 to 255 sec.	255 levels, 0 to 255 sec.
Dimensions (W x D x H)	547.59 mm x 75.6 mm x 339.05 mm (21.56" x 2.98" x 13.49")	547.6 mm x 58.5 mm x 339.0 mm (21.56" x 2.30" x 13.35")
Weight (net/gross)	8.4 kg (18.5 lb)/11.3 kg (24.9 lb)	7.6 kg (16.8 lb)/10.5 kg (23.1 lb)
Operating Temperature	0°C to +50°C (+32°F to +122°F)	0°C to +50°C (+32°F to +122°F)
Mounting	Panel/wall/VESA mount	Panel/wall/VESA mount
Certifications	CE	CE

Stainless Touch Panel Computers

NEW



Features\Models	GOT810-316	GOT810-845	GOT812W-511
Display	10.4" XGA TFT LCD, 450nits	10.4" XGA TFT LCD, 350 nits	12.1" WXGA TFT LCD, 400nits
CPU Level	Intel® Celeron® processor N3350 2 cores (up to 2.4GHz)	Intel® Celeron® N3060 2C@1.6 GHz	Intel® Core™ i5-7300U 2.6GHz, up to 3.5 GHz (Kaby Lake)
Chipset	SoC intergrated	SoC intergrated	SoC intergrated
System Memory	1 x 204-pin DDR3L-1600 SO-DIMM, up to 8GB	1 x DDR3L 1333 MHz SO-DIMM, up to 8GB	1 x 260-pin DDR4-2133 SO-DIMM, up to 16GB
I/O	1 x RS-232/422/485 (default RS-232, M12 A-coded) 1 x RS-232 (M12 A-coded) 2 x USB 2.0 (M12 A-coded) 1 x 10/100/1000 Mbps Ethernet (M12 X-coded) 1 x DC power connector (M12)	1 x RS-232/422/485 (default RS-232, M12 A-coded) 1 x RS-232 (M12 A-coded) 2 x USB 2.0 (M12 A-coded) 1 x 10/100/1000 Mbps Ethernet (M12 X-coded) 1 x DC power connector (M12)	2 x RS-232/422/485 (default RS-232, M12 A-coded) 4 x USB 2.0 (M12 A-coded) 1 x 10/100/1000 Mbps Ethernet (M12 X-coded) 1 x DC power connector (M12)
Storage	1 x mSATA 1 x 2.5" SATA HDD	1 x mSATA 1 x SATA	1 x 2.5" SSD HDD or 1 x 2.5" SATA HDD
Expansion Interface	1 x Full-size mPCIe Card slot w/ mSATA 1 x Full-size mPCIe Card slot w/ SIM	2 x mPCIe Card slot	1 x Full-size mPCIe Card slot 1 x Half-size mPCIe Card slot
Touchscreen	Projected capacitive touch	5-wire resistive type or projected capacitive touch	Projected capacitive touch
Operating System	OS: Windows® 10	EOS: WES 7, WE8S OS: Windows® 7/8/8.1/10	EOS: Windows® 10 IoT OS: Windows® 10
Power Supply	12 VDC or 19 to 24 VD	9 to 36 VDC	9 to 36 VDC
Power Consumption	36W	29W	56.5W
Watchdog Timer	255 levels, 1 to 255 sec.	255 levels, 1 to 255 sec.	255 levels, 1 to 255 sec.
Front Bezel	Stainless steel with IP66/IP69K protection	Stainless steel with IP66/IP69K protection	Stainless steel with IP66/IP69K protection
Dimensions (W x D x H)	283.1 x 55.2 x 239.5 mm (11.15" x 2.17" x 9.43")	284 x 56 x 241 mm (11.2" x 2.2" x 9.49")	332 x 55 x 234 mm (13.07" x 2.2" x 9.21")
Weight (net/gross)	3.47 kg (7.65 lb)/5.18 kg (11.42 lb)	2.8 kg (6.17 lb)/4 kg (8.82 lb)	4.55 kg (10.03 lb)/6 kg (13.22 lb)
Operating Temperature	0°C to +50°C (32°F to +122°F)	-10°C to +50°C (14°F to +122°F)	-20°C to +50°C (-4°F to +122°F)
Mounting	VESA mount	VESA mount	VESA mount
Certifications	CE	CE	CE

NEW



Features\Models	GOT815A-TGL-WCD	GOT815-834	GOT815L-511
Display	15.6" WXGA TFT LCD, 400nits	15" XGA TFT, 420 nits	15" XGA TFT LCD, 420 nits
CPU Level	Intel® Core™ i5-1145G7E 2.6 GHz or Celeron® 6305E1.8 GHz (Tiger Lake)	Intel Atom® E3827 1.75 GHz	Intel® Core™ i5-7300U 3.5 GHz (Kaby Lake)
Chipset	SoC integrated	SoC integrated	SoC integrated
System Memory	1 x 260-pin DDR4-3200 SO-DIMM, up to 32GB	1 x 204-pin DDR3L-1333 SO-DIMM, up to 8GB	1 x 260-pin DDR4-2133 SO-DIMM, up to 16GB
I/O	2 x RS-232/422/485 (default RS-232, (M12 A-coded) 4 x USB 2.0 (M12 A-coded) 1 x 2.5GBASE-T Ethernet with Intel® I225 (TSN and A-coded) 1 x DC power connector (M12)	2 x RS-232/422/485 (default RS-232, M12 A-coded) 4 x USB 2.0 (M12, A-coded) 1 x 10/100/1000 Mbps Ethernet (M12, X-coded) 1 x DC power connector (M12)	2 x RS-232/422/485 (default RS-232, M12 A-coded) 4 x USB 2.0 (M12 A-coded) 1 x 10/100/1000 Mbps Ethernet (M12 X-coded) 1 x DC power connector (M12)
Storage	1 x 2.5" SATA SSD/HDD	1 x 2.5" SSD 1 x CFast™	1 x 2.5" SSD HDD or 1 x 2.5" SATA HDD
Expansion Interface	1 x M.2 Key E slot (PCIe x1 and USB 2.0 supported), dimensions: 22 x 30 mm	2 x mPCIe Card slot	1 x Full-size mPCIe Card slot 1 x Half-size mPCIe Card slot
Touchscreen	Projected capacitive touch	5-wire resistive type or projected capacitive touch	5-wire resistive touch or projected capacitive multi-touch
Operating System	EOS: Windows® 10 IoT/11 IoT OS: Windows® 10/11 and Linux	EOS: WES 7, WE8S OS: Windows® 7/8/8.1/10	EOS: Windows® 10 IoT OS: Windows® 10
Power Supply	12 to 24 VDC	9 to 36 VDC	9 to 36 VDC
Power Consumption	72W	30W	45W
Watchdog Timer	255 levels, 1 to 255 sec.	255 levels, 1 to 255 sec.	255 levels, 1 to 255 sec.
Front Bezel	Stainless steel with IP66/IP69K protection	Stainless steel with IP66/IP69K protection	Stainless steel with IP66/IP69K protection
Dimensions (W x D x H)	414.8 x 55 x 265.1 mm (16.33" x 2.2" x 10.44")	382 x 55 x 305 mm (15.4" x 2.2" x 12.01")	382 x 55 x 305 mm (15.4" x 2.17" x 12.01")
Weight (net/gross)	5.8 kg (12.78lb)/8.8 kg (19.40lb)	6.94 kg (15.3 lb)/10.2 kg (22.5 lb)	5.2 kg (11.46 lb)/8.4 kg (18.5 lb)
Operating Temperature	-20°C to +50°C (-4°F to +122°F)	-20°C to +50°C (-4°F to +122°F)	-20°C to +50°C (-4°F to +122°F)
Mounting	VESA mount	VESA mount	VESA mount
Certifications	CE, FCC	CE	CE

Stainless Touch Panel Computers



Features\Models	GOT815W-511	GOT817-834	GOT817L-511
Display	15.6" FHD TFT LCD, 400nits	17" SXGA TFT, 350 nits	17" SXGA TFT LCD, 350 nits
CPU Level	Intel® Core™ i5-7300U 2.6GHz, up to 3.5 GHz (Kaby Lake)	Intel Atom® E3827 1.75 GHz	Intel® Core™ i5-7300U 3.5 GHz (Kaby Lake)
Chipset	SoC integrated	SoC integrated	SoC integrated
System Memory	1 x 260-pin DDR4-2133 SO-DIMM, up to 16GB	1 x 204-pin DDR3L-1333 SO-DIMM, up to 8GB	1 x 260-pin DDR4-2133 SO-DIMM, up to 16GB
I/O	2 x RS-232/422/485 (default RS-232, M12 A-coded) 4 x USB 2.0 (A-coded) 1 x 10/100/1000 Mbps Ethernet (M12 X-coded) 1 x DC power connector (M12)	2 x RS-232/422/485 (default RS-232, M12 A-coded) 4 x USB 2.0 (M12 A-coded) 1 x 10/100/1000 Mbps Ethernet (M12 X-coded) 1 x DC power connector (M12)	2 x RS-232/422/485 (default RS-232, M12 A-coded) 4 x USB 2.0 (M12 A-coded) 1 x 10/100/1000 Mbps Ethernet (M12 X-coded) 1 x DC power connector (M12)
Storage	1 x 2.5" SSD HDD or 1 x 2.5" SATA HDD	1 x 2.5" SSD 1 x CFast™	1 x 2.5" SSD HDD or 1 x 2.5" SATA HDD
Expansion Interface	1 x Full-size mPCIe Card slot 1 x Half-size mPCIe Card slot	2 x mPCIe Card slot	1 x Full-size mPCIe Card slot 1 x Half-size mPCIe Card slot
Touchscreen	Projected capacitive touch	5-wire resistive type or projected capacitive touch	5-wire resistive touch or projected capacitive multi-touch
Operating System	EOS: Windows® 10 IoT OS: Windows® 10	EOS: WES 7, WE8S, Windows® 10 IoT OS: Windows® 7/8.1/10	EOS: Windows® 10 IoT OS: Windows® 10
Power Supply	9 to 36 VDC	12 to 36 VDC	9 to 36 VDC
Power Consumption	58.5W	50W	67.5W
Watchdog Timer	255 levels, 1 to 255 sec.	255 levels, 1 to 255 sec.	255 levels, 1 to 255 sec.
Front Bezel	Stainless steel with IP66/IP69K protection	Stainless steel with IP66/IP69K protection	Stainless steel with IP66/IP69K protection
Dimensions (W x D x H)	414.8 x 55 x 265.1 mm (16.4" x 2.2" x 10.43")	415.92 x 54.96 x 348.34 mm (16.37" x 2.16" x 13.71")	415.92 x 55 x 348.34 mm (16.37" x 2.16" x 13.71")
Weight (net/gross)	6.3 kg (13.88 lb)/7.5 kg (16.53 lb)	7.04 kg (15.52 lb)/10.3 kg (22.71 lb)	6.94 kg (15.3 lb)/10.2 kg (22.5 lb)
Operating Temperature	-20°C to +50°C (-4°F to +122°F)	-20°C to +55°C (-4°F to +131°F)	-20°C to +50°C (-4°F to +122°F)
Mounting	VESA mount	VESA mount	VESA mount
Certifications	CE	CE	CE

Industrial Touch Panel Computers



Features\Models	P1127E-500	P1157E-500	P1177E-500
Display	12.1" XGA TFT, 500 nits	15" XGA TFT, 250 nits	17" SXGA TFT, 250 nits
CPU Level	LGA1151 socket 7/6th gen Intel® Core™ i7/i5/i3, Celeron® & Pentium®	LGA1151 socket 7/6th gen Intel® Core™ i7/i5/i3, Celeron® & Pentium®	LGA1151 socket 7/6th gen Intel® Core™ i7/i5/i3, Celeron® & Pentium®
Chipset	Intel® H110	Intel® H110	Intel® H110
System Memory	2 x 288-pin DDR4-2133 Long-DIMM dual channel, up to 32GB	2 x 288-pin DDR4-2133 Long-DIMM dual channel, up to 32GB	2 x 288-pin DDR4-2133 Long-DIMM dual channel, up to 32GB
I/O	3 x RS-232 1 x RS-232/422/485 1 x HDMI 1 x VGA 1 x DisplayPort 4 x USB 3.0 2 x USB 2.0 2 x 10/100/1000 Mbps Ethernet 1 x Audio (Mic-in & Line-out) 1 x Remote power switch	3 x RS-232 1 x RS-232/422/485 1 x HDMI 1 x VGA 1 x DisplayPort 4 x USB 3.0 2 x USB 2.0 2 x 10/100/1000 Mbps Ethernet 1 x Audio (Mic-in & Line-out) 1 x Remote power switch	3 x RS-232 1 x RS-232/422/485 1 x HDMI 1 x VGA 1 x DisplayPort 4 x USB 3.0 2 x USB 2.0 2 x 10/100/1000 Mbps Ethernet 1 x Audio (Mic-in & Line-out) 1 x Remote power switch
Storage	1 x 2.5" SATA HDD	1 x 3.5" or 1 x 2.5" SATA HDD	1 x 3.5" or 2 x 2.5" SATA HDD
DVD-RW	N/A	N/A	N/A
Expansion Interface	1 x PCIe x4 or 1 x PCI	1 x PCIe x4 or 1 x PCI	1 x PCIe x4 or 1 x PCI
Touchscreen	5-wire resistive type	5-wire resistive type	5-wire resistive type
Operation System	Skylake: Windows® 7/8.1/10 Kaby Lake: Windows® 10	Skylake: Windows® 7/8.1/10 Kaby Lake: Windows® 10	Skylake: Windows® 7/8.1/10 Kaby Lake: Windows® 10
Power Supply	200W, 100 to 240 VAC	200W, 100 to 240 VAC	200W, 100 to 240 VAC
Power Consumption	121W	97.6W	143W
Watchdog Timer	255 levels, 1 to 255 sec	255 levels, 1 to 255 sec	255 levels, 1 to 255 sec
Front Bezel	Aluminum with IP65/NEMA 4 rugged protection	Aluminum with IP65/NEMA 4 rugged protection	Aluminum with IP65/NEMA 4 rugged protection
Dimensions (W x D x H)	314.2 x 105 x 253.7 mm (12.37" x 4.13" x 9.99")	378.3 x 90 x 310.3 mm (14.89" x 3.54" x 12.22")	411.82 x 90 x 353.24 mm (16.21" x 3.54" x 13.91")
Weight (net/gross)	4.2 kg (9.26 lb)/6.3 kg (13.89 lb)	5.4 kg (11.90 lb)/7.8 kg (17.20 lb)	6.4 kg (14.11 lb)/10.2 kg (22.49 lb)
Operating Temperature	0°C to +50°C (+32°F to +122°F)	0°C to +50°C (+32°F to +122°F)	0°C to +50°C (+32°F to +122°F)
Mounting	Desktop stand/rack/wall/VESA mount	Desktop stand/rack/wall/VESA mount	Desktop stand/rack/wall/VESA mount
Certifications	CE	CE	CE

Industrial Touch Panel Computer



Features\Models	P1197E-500
Display	19" SXGA TFT, 250 nits
CPU Level	LGA1151 socket 7/6th Gen Intel® Core™ i7/i5/i3, Celeron® & Pentium®
Chipset	Intel® H110
System Memory	2 x 288-pin DDR4-2133 Long-DIMM dual channel, up to 32GB
I/O	3 x RS-232 1 x RS-232/422/485 1 x HDMI 1 x VGA 1 x DisplayPort 4 x USB 3.0 2 x USB 2.0 2 x 10/100/1000 Mbps Ethernet 1 x Audio (Mic-in & Line-out)
Storage	1 x 3.5" or 1 x 2.5" SATA HDD
DVD-RW	1 x Built-in slim type (optional)
Expansion Interface	1 x PCIe x4 or 1 x PCI
Touchscreen	5-wire resistive type
Operation System	EOS: Windows® 10 IoT OS: Windows® 10
Power Supply	200W, 100 to 240 VAC
Power Consumption	157W
Watchdog Timer	255 levels, 1 to 255 sec.
Front Bezel	Aluminum with IP65/NEMA 4 rugged protection
Dimensions (W x D x H)	378 x 72.2 x 309 mm (14.88" x 2.84" x 12.17")
Weight (net/gross)	8 kg (17.64 lb)/10.4 kg (22.93 lb)
Operating Temperature	0°C to +45°C (+32°F to +113°F)
Mounting	Rack/wall/VESA mount
Certifications	CE

Industrial Touch Monitors



Features\Models	P6103W-V3	P6121-V3	P6151-V3
Display Type	10.1" WXGA TFT	12.1" XGA TFT	15" XGA TFT
Front Bezel	Flat, NEMA 4/12 (IP65)-compliant	NEMA 4/12 (IP65)-compliant	NEMA 4/12 (IP65)-compliant
Max. Colors	16.7M	16.2M	16.2M
Active Area (mm)	216.96 x 135.60	245.76 x 184.32	304.128 x 228.096
Max. Resolution	1280 x 800	1024 x 768	1024 x 768
Pixel Pitch (H x V, mm)	0.1695 x 0.1695	0.24 x 0.24	0.297 x 0.297
Backlight	LED	LED	LED
Backlight MTBF (hrs)	25,000	30,000	30,000
Viewing Angle (H/V)	170°/170°	160°/140°	160°/160°
Response Time	25ms	16ms	16ms
Contrast Ratio	800 (TYP)	1000 (TYP)	800 (TYP)
Brightness (cd/m2)	350 nits	500 nits	420 nits
Display Control	OSD	OSD	OSD
I/O Connectors	1 x Screw type connector 1 x USB for touch 1 x VGA 1 x HDMI 1 x DisplayPort 1 x Line-in	1 x Power input with terminal block 1 x USB for touch 1 x VGA 1 x HDMI 1 x DisplayPort 1 x Line-in	1 x Screw type connector 1 x Power input with terminal block (optional) 1 x USB for touch 1 x VGA 1 x HDMI 1 x DisplayPort 1 x Line-in
Touchscreen	Projective capacitive multi-touch	5-wire resistive touch	5-wire resistive touch
Power Consumption	12W	22W	14W
Power Adapter	Screw-type 100 to 240 VAC-DC, 12V3A, 36W power adapter	24VDC with terminal block	AC version: Screw-type 100- 240 VAC-DC, 12V3A, 36W power adapter DC version: 24VDC with terminal block
Dimensions (W x H x D)	260.8 x 194.1 x 38 mm (10.27" x 7.64" x 1.5")	311.81 x 250.31 x 54.95mm (12.28" x 9.85" x 2.16")	377.9 x 309.3 x 58 mm (19.69" x 12.18" x 2.28")
Weight (net/gross)	1.036 kg (2.28 lb)/1.6 kg (3.53 lb)	2.35 kg (5.18 lb)/2.8 kg (6.17 lb)	3.7 kg (8.15 lb)/5.9 kg (13 lb)
Operating Temperature	0°C to +50°C (+32°F to +122°F)	0°C to +50°C (+32°F to +122°F)	0°C to +50°C (+32°F to +122°F)
Mounting	Panel/wall/VESA mount	Panel/wall/VESA mount	Panel/wall/VESA mount
Certifications	CE	CE	CE

Industrial Touch Monitors



Features\Models	P6157W-V3	P6171-V3	P6187W-V3
Display Type	15.6" WXGA TFT	17" SXGA TFT	18.5" WXGA TFT
Front Bezel	Flat, NEMA 4/12 (IP65)-compliant	NEMA 4/12 (IP65)-compliant	Flat, NEMA 4/12 (IP65)-compliant
Max. Colors	16.7M	16.2M	16.7M
Active Area (mm)	344.232 x 193.536	337.92 x 270.33	409.8 x 230.4
Max. Resolution	1366 x 768	1280 x 1024	1366 x 768
Pixel Pitch (H x V, mm)	0.252 x 0.252	0.264 x 0.264	0.300 x 0.300
Backlight	LED	LED	LED
Backlight MTBF (hrs)	50,000	30,000	50,000
Viewing Angle (H/V)	170°/160°	170°/160°	170°/160°
Response Time	8ms	5ms	8ms
Contrast Ratio	500 (TYP)	1000 (TYP)	1000 (TYP)
Brightness (cd/m2)	400 nits	250 nits	450 nits
Display Control	OSD	OSD	OSD
I/O Connectors	1 x Screw type connector 1 x Power input with terminal block (optional) 1 x USB for touch 1 x VGA 1 x HDMI 1 x DisplayPort 1 x Line-in	1 x Screw type connector 1 x Power input with terminal block (optional) 1 x USB for touch 1 x VGA 1 x HDMI 1 x DisplayPort 1 x Line-in	1 x Screw type connector 1 x Power input with terminal block (optional) 1 x USB for touch 1 x VGA 1 x HDMI 1 x DP 1 x Line-in
Touchscreen	Projective capacitive multi-touch	5-wire resistive touch	Projective capacitive multi-touch
Power Consumption	17W	19W	21W
Power Adapter	AC version: Screw-type 100 to 240 VAC-DC, 12V3A, 36W power adapter DC version: 24VDC with terminal block	AC version: Screw-type 100 to 240 VAC-DC, 12V3A, 36W power adapter DC version: 24VDC with terminal block	DC version: 24VDC with terminal block
Dimensions (W x H x D)	397 x 247 x 54 mm (15.63" x 9.72" x 2.13")	410 x 338.3 x 58 mm (16.15" x 13.32" x 2.28")	460 x 285 x 53.2 (18.11" x 11.22" x 2.09")
Weight (net/gross)	4.1 kg (9.1 lb)/6.1 kg (13.44 lb)	4.45 kg (9.82 lb)/6.71 kg (14.8 lb)	7.56 kg (16.67 lb)/ 8.92 kg (19.67 lb)
Operating Temperature	0°C to +50°C (+32°F to +122°F)	0°C to +45°C (+32°F to +113°F)	0°C to +50°C (+32°F to +122°F)
Mounting	Panel/wall/VESA mount	Panel/wall/VESA mount	Panel/wall/VESA mount
Certifications	CE	CE	CE



Features\Models	P6191-V3	P6217W-V3
Display Type	19" SXGA TFT	21.5" FHD TFT
Front Bezel	NEMA 4/12 (IP65)-compliant	Flat, NEMA 4/12 (IP65)-compliant
Max. Colors	16.7M	16.7M
Active Area (mm)	376.32 x 301.06	476.064 x 267.786
Max. Resolution	1280 x 800	1920 x 1080
Pixel Pitch (H x V, mm)	0.294 x 0.294	0.24795 x 0.24795
Backlight	LED	LED
Backlight MTBF (hrs)	30,000	50,000
Viewing Angle (H/V)	170°/160°	178°/178°
Response Time	5ms	22ms
Contrast Ratio	1000 (TYP)	1000 (TYP)
Brightness (cd/m2)	250 nits	250 nits
Display Control	OSD	OSD
I/O Connectors	1x Screw type connector 1 x Power input with terminal block (option) 1 x USB for touch 1 x VGA 1 x HDMI 1 x DisplayPort 1 x Line-in	1x Screw type connector 1 x Power input with terminal block (option) 1 x USB for touch 1 x VGA 1 x HDMI 1 x DisplayPort 1 x Line-in
Touchscreen	5-Wire resistive touch	Projective capacitive multi-touch
Power Consumption	17W	21W
Power Adapter	DC version: 24VDC with terminal block	AC version: 100 to 240 VAC-DC, 36W power adapter DC version: 24VDC with terminal block
Dimensions (W x H x D)	482 x 55 x 380 mm (18.98" x 2.17" x 14.96")	547.6 x 339.1 x 52.6 mm (21.56" x 13.35 x 2.07")
Weight (net/gross)	6 kg (13.23 lb)/7.5 kg (16.53 lb)	7.56 kg (16.67 lb)/8.92 kg (19.67 lb)
Operating Temperature	0°C to +45°C (+32°F to +113°F)	0°C to +50°C (+32°F to +122°F)
Mounting	Panel/wall/VESA mount	Panel/wall/VESA mount
Certifications	CE	CE

Medical Panel Computers



Features\Models	MPC103-845	MPC102-845	MPC152-845
Display	10.1" WXGA TFT, 350 nits	10.4" SVGA TFT, 350 nits	15" XGA TFT, 420 nits
CPU Level	Intel® Celeron® N3060 (up to 2.48 GHz)	Intel® Celeron® N3060 (up to 2.48 GHz)	Intel® Celeron® N3060 (up to 2.48 GHz)
Chipset	SoC integrated	SoC integrated	SoC integrated
System Memory	1 x 204-pin DDR3L-1600 SO-DIMM, up to 8GB	1 x 204-pin DDR3L-1600 SO-DIMM, up to 8GB	1 x 204-pin DDR3L-1600 SO-DIMM, up to 8GB
I/O	1 x RS-232 1 x RS-232/422/485 2 x 10/100/1000 Mbps Ethernet 2 x USB 2.0 2 x USB 3.0 1 x Audio (Line-out) 1 x Switch for power on/off 1 x AT/ATX selectable switch	1 x RS-232 1 x RS-232/422/485 2 x 10/100/1000 Mbps Ethernet 2 x USB 2.0 2 x USB 3.0 1 x Audio (Line-out) 1 x Switch for power on/off 1 x AT/ATX selectable switch	1 x RS-232 1 x RS-232/422/485 2 x 10/100/1000 Mbps Ethernet 2 x USB 2.0 2 x USB 3.0 1 x Audio (Line-out) 1 x Switch for power on/off 1 x AT/ATX selectable switch 1 x 8-bit DIO (programmable, DB9)
Storage	1 x 2.5" half slim SSD (AC type only) 1 x mSATA	1 x 2.5" HDD 1 x mSATA	1 x 2.5" HDD 1 x mSATA
Expansion Interface	2 x PCI Express Mini Card slot	2 x PCI Express Mini Card slot	2 x PCI Express Mini Card slot
Touchscreen	Projected capacitive multi-touch	5-wire flat Resistive Type	5-wire flat Resistive Type
Power Supply	AC version: 100 to 240 VAC-DC, 65W power adapter DC version: 9 to 36 VDC with over current protection fuse	AC version: 100 to 240 VAC-DC, 65W power adapter DC version: 9 to 36 VDC with over current protection fuse	AC version: 100 to 240 VAC-DC, 65W power adapter DC version: 9 to 36 VDC with over current protection fuse
Watchdog Timer	255 levels, 0 to 255 sec.	255 levels, 0 to 255 sec.	255 levels, 0 to 255 sec.
Dimensions (W x D x H)	260.8 x 38 x 194.1 mm (10.27" x 1.5" x 7.65")	292.5 x 45.8 x 235.8 mm (1.52" x 1.8" x 9.28")	387.9 x 54.6 x 307.7 mm (15.27" x 2.14" x 12.11")
Weight (net/gross)	1.08 kg (2.38 lb)/2.18 kg (4.8 lb)	1.8 kg (3.96 lb)/3 kg (6.61 lb)	3.2 kg (7.05 lb)/5.1 kg (11.24 lb)
Operating Temperature	0° to +40°C (+32°F to +104°F)	0° to +40°C (+32°F to +104°F)	0° to +40°C (+32°F to +104°F)
Mounting	Desktop stand, Panel/wall/VESA mount	Desktop stand, Panel/wall/VESA mount	Desktop stand, Panel/wall/VESA mount
Certifications	EN 60601-1 (ESD contact 8KV, air 15KV), CE and FCC	EN 60601-1 (ESD contact 8KV, air 15KV), CE and FCC	EN 60601-1 (ESD contact 8KV, air 15KV), CE and FCC



Features\Models	MPC153-834
Display	15.6" WXGA TFT, 300 nits
CPU Level	Intel® Celeron® J1900 (up to 2.42 GHz)
Chipset	SoC integrated
System Memory	1 x 204-pin DDR3L-1066/1333 SO-DIMM, up to 8GB
I/O	2 x RS-232/422/485 1 x RS-232/422/485 (with isolated 4KV) 2 x 10/100/1000 Mbps Ethernet 2 x USB 3.0 1 x Audio (Line-out)
Storage	1 x Half-slim SSD 1 x CFast™ or mSATA
Expansion Interface	2 x PCI Express Mini Card slot
Touchscreen	5-wire flat resistive type
Power Supply	AC version: 100 to 240 VAC-DC, 65W power adapter DC version: 9 to 36 VDC with over current protection fuse
Watchdog Timer	255 levels, 0 to 255 sec.
Dimensions (W x D x H)	394.2 x 57 x 257.2 mm (15.53" x 2.25" x 10.13")
Weight (net/gross)	3.0 kg (6.61 lb)/5.2 kg (11.46 lb)
Operating Temperature	0°C to +40°C (+32°F to +104°F)
Mounting	Desktop stand/wall/VESA mount
Certifications	CE, EN 60601-1, FCC classB

Transportation Touch Panel Computers



NEW



Features\Models	GOT710S	GOT712S	GOT715S
Display	10.4" SVGA TFT LCD, 1000 nits	12.1" XGA TFT LCD, 800 nits	15" XGA TFT LCD, 800 nits
CPU Level	Intel Atom® E3845 (1.91 GHz)	Intel Atom® E3845 (1.91 GHz)	Intel Atom® processor E3845 (1.91 GHz)
Chipset	SoC integrated	SoC integrated	SoC integrated
System Memory	DDR3L 4GB onboard	DDR3L 4GB onboard	DDR3L 4GB onboard
I/O	2 x Isolated M12 A-coded RS- 232/422/485 (isolation level 1.5kV) 2 x Isolated M12 X-coded GbE (isolation level 1.5kV) 1 x M12 A-coded USB 2.0 (2-port signal) 1 x M12 A-coded DC-in 1 x DB15 audio line-in, mic-in, speaker-out or line-out 1 x Isolated terminal block DIO (6-in/2-out, isolation level 1.5kV) 1 x Isolated DB9 CANBUS (isolation level 1.5kV)	2 x Isolated M12 A-coded RS- 232/422/485 (isolation level 1.5kV) 2 x Isolated M12 X-coded GbE (isolation level 1.5kV) 1 x M12 A-coded USB 2.0 (2-port signal) 1 x M12 A-coded DC-in 1 x DB15 audio line-in, mic-in, speaker-out or line-out 1 x Isolated terminal block DIO (6-in/2-out, isolation level 1.5kV) 1 x Isolated DB9 CANBUS (isolation level 1.5kV)	2 x Isolated M12 A-coded RS-232/422/485 (isolation level 1.5kV) 2 x Isolated M12 X-coded GbE (isolation level 1.5kV) 1 x M12 A-coded USB 2.0 (2 port signal) 1 x M12 A-coded DC-in 1 x DB15 audio line-in, mic-in, speaker-out or line-out 1 x Isolated terminal block DIO (6-in/2-out, isolation level 1.5kV) 1 x Isolated DB9 CANBUS (isolation level 1.5kV)
Storage	16GB flash onboard 1 x mSATA (occupied 1 PCI Express Mini Card)	16GB flash onboard 1 x mSATA (occupied 1 PCI Express Mini Card)	16GB flash onboard 1 x mSATA (occupied 1 PCI Express Mini Card)
Expansion Interface	2 x Full-size PCI Express Mini Card slot (slot2 for mSATA use only)	2 x Full-size PCI Express Mini Card slot (slot2 for mSATA use only)	2 x Full-size PCI Express Mini Card slot (slot2 for mSATA use only)
Touchscreen	5-wire resistive touchscreen	5-wire resistive touchscreen	5-wire resistive touchscreen
Operating System	Windows® 7/10, Windows® 10 IoT	Windows® 7/10, Windows® 10 IoT	Windows® 7/10, Windows® 10 IoT
Power Supply	Typical 24 to 110 VDC EN 50155 S3 20ms power interruption protection	Typical 24 to 110 VDC EN 50155 S3 20ms power interruption protection	Typical 24 to 110 VDC EN 50155 S3 20ms power interruption protection compliant
Power Consumption	24-110VDC,1.4-0.29A	24-110VDC,1.7-0.32A	24-110VDC,1.28-0.26A
Watchdog Timer	255 levels, 1 to 255 sec.	255 levels, 1 to 255 sec.	255 levels, 1 to 255 sec.
Front Bezel	IP65-rated aluminum front bezel and IP40-rated rear protection	IP65-rated aluminum front bezel and IP40-rated rear protection	IP65-rated aluminum front bezel and IP40-rated rear protection
Dimensions (W x D x H)	310 x 61.5 x 214 mm (12.20" x 2.42" x 8.43")	330 x 61.5 x 245 mm (12.99" x 2.42" x 9.65")	400 x 61.5 x 300 mm (15.75" x 2.42" x 11.81")
Weight (net/gross)	2.6 kg (5.73 lb)/4.4 kg (9.7 lb)	2.95 kg (6.50 lb)/5.35 kg (11.79 lb)	4.03 kg (8.89 lb) / 6.43 kg (14.18 lb)
Operating Temperature	-40°C to +70°C (-40°F to +158°F)	-40°C to +70°C (-40°F to +158°F)	-25°C to +70°C (-13°F to +158°F)
Mounting	Wall/VESA mount	Wall/VESA mount	Wall/VESA mount
Certifications	CE, FCC Class A, EN 50155, EN 50121-3-2, EN 61373, and EN 45545-2 certified UIC-612-01 Keypad layout compliant	CE, FCC Class A, EN 50155, EN 50121-3-2, EN 61373, and EN 45545-2 certified	CE/FCC Class A, EN 50155 compliant

Transportation Monitors



NEW



Features\Models	P710	P712	P7180
Display Type	10.4" XGA TFT LCD	12.1" XGA TFT LCD	18.5" FHD TFT LCD
Max. Colors	16.2M	16.7M	16.7M
Active Area (mm)	210.4 x 157.8	245.76 x 184.32	408.96 x 203.04
Max. Resolution	1024 x 768	1024 x 768	1920 x 1080
Pixel Pitch (H x V, mm)	0.0685 x 0.2055	0.24 x 0.24	0.213 x 0.213
Backlight	LED	LED	LED
Backlight MTBF (hrs)	50,000	50,000	50,000
Viewing Angle (H/V)	176°/176°	178°/178°	178°/178°
Response Time	25ms	25ms	20ms
Contrast Ratio	1000 (TYP)	1000 (TYP)	1000 (TYP)
Brightness (cd/m2)	500 nits	600 nits	500 nits
Display Control	OSD	OSD	OSD
I/O Connectors	1 x M12 A-coded Male 5-pin DC-in 1 x RS-232 for touch and remote control 1 x VGA 1 x HDMI 1 x DVI-D 1 x Line-in	1 x M12 A-coded Male 5-pin DC-in 1 x RS-232 for touch and remote control 1 x VGA 1 x HDMI 1 x DVI-D 1 x Line-in	1 x M12 A-coded Male 5-pin DC-in 1 x Remote control 1 x VGA 1 x HDMI 1 x DVI-D
Touchscreen	5-wire resistive touchscreen	5-wire resistive touchscreen	N/A
Power Consumption	24-110VDC, 0.6-0.13A	24-110VDC, 0.88-0.19A	24-110VDC, 1.4-0.29A
Power Supply	24 to 110 VDC power input	24 to 110 VDC power input	24 to 110 VDC power input
Dimensions (W x D x H)	310 x 49.2 x 214 mm (12.20" x 1.94" x 8.43")	330 x 50.2 x 245 mm (12.99" x 1.98" x 9.65")	442.6 x 46.2 x 266.8 mm (17.43" x 1.82" x 10.5")
Weight (net/gross)	1.85 kg (4.08 lb) /3.29 kg (7.26 lb)	2.3 kg (5.07 lb) /4.36 kg (9.62 lb)	3.41 kg (7.5 lb) /4.81 kg (10.6 lb)
Operating Temperature	-25°C to +55°C (-13°F to +131°F)	-25°C to +55°C (-13°F to +131°F)	-25°C to +55°C (-13°F to +131°F)
Mounting	Wall/VESA mount	Wall/VESA mount	Wall/VESA mount
Certifications	CE, FCC, EN 50155, EN 50121-3-2, EN 61373, and EN 45545-2 certified	CE, FCC, EN 50155, EN 50121-3-2, EN 61373, and EN 45545-2 certified	CE, FCC, EN 50155 compliant

Modular Panel PCs



NEW



NEW



Features\Models	ITC150WM	ITC151	ITC211
Display	15.6" FHD TFT LCD 300 nits 16:9 ratio 1920 x 1080 pixels	15.6" HD TFT LCD 220 nits 16:9 ratio 1366 x 768 pixels	21.5" FHD TFT LCD 250 nits 16:9 ratio 1920 x 1080 pixels
SDM Module	SDM300S: Intel® SDM Small (SDM-S, 60 x 100 mm) SDM500L: Intel® SDM Large (SDM-L, 175 x 100 mm)	SDM300S: Intel® SDM Small (SDM-S, 60 x 100 mm) SDM500L: Intel® SDM Large (SDM-L, 175 x 100 mm)	SDM300S: Intel® SDM Small (SDM-S, 60 x 100 mm) SDM500L: Intel® SDM Large (SDM-L, 175 x 100 mm)
CPU Level	SDM300S: Intel® Pentium® N4200 1.1GHz or Intel® Celeron® N3350 1.1GHz SDM500L: Intel® Celeron® 4305UE 2.0GHz or Intel® Core™ (optional)	SDM300S: Intel® Pentium® N4200 1.1GHz or Intel® Celeron® N3350 1.1GHz SDM500L: Intel® Celeron® 4305UE 2.0GHz or Intel® Core™ (optional)	SDM300S: Intel® Pentium® N4200 1.1GHz or Intel® Celeron® N3350 1.1GHz SDM500L: Intel® Celeron® 4305UE 2.0GHz or Intel® Core™ (optional)
Chipset	SoC Integrated	SoC Integrated	SoC Integrated
System Memory	SDM300S: LPDDR4 2400 MHz 4GB onboard (8GB optional) SDM500L: 2 x 260-pin DDR4-2400 SO-DIMM slot, up to 64GB	SDM300S: LPDDR4 2400 MHz 4GB onboard (8GB optional) SDM500L: 2 x 260-pin DDR4-2400 SO-DIMM slot, up to 64GB	SDM300S: LPDDR4 2400 MHz 4GB onboard (8GB optional) SDM500L: 2 x 260-pin DDR4-2400 SO-DIMM slot, up to 64GB
SDM-S I/O	1 x GbE LAN 2 x USB 3.0 Type A 2 x SMA antenna reserved hole	1 x GbE LAN 2 x USB 3.0 Type A 2 x SMA antenna reserved hole	1 x GbE LAN 2 x USB 3.0 Type A 2 x SMA antenna reserved hole
SDM-L I/O	1 x Power button with LED 1 x GbE LAN 4 x USB 3.0 Type A 1 x Audio output 1 x Microphone input	1 x Power button with LED 1 x GbE LAN 4 x USB 3.0 Type A 1 x Audio output 1 x Microphone input	1 x Power button with LED 1 x GbE LAN 4 x USB 3.0 Type A 1 x Audio output 1 x Microphone input
I/O	1 x HDMI 1 x USB 3.0 Type A 2 x USB 2.0 Type A 1 x microSD card slot (push-push type) 2 x 12 VDC-in barrel (screw-lock type) 1 x Power button with LED	N/A	N/A
Storage	SDM300-S: 1 x eMMC 64GB onboard SDM500-L: 1 x M.2 Key M 2242 slot 1 x M.2 Key B 2280 slot	SDM300-S: 1 x eMMC 64GB onboard SDM500-L: 1 x M.2 Key B 2242 slot 1 x M.2 Key M 2280 slot	SDM300-S: 1 x eMMC 64GB onboard SDM500-L: 1 x M.2 Key B 2242 slot 1 x M.2 Key M 2280 slot
Expansion Interface	1 x M.2 Key E 2230 slot (for Wi-Fi)	1 x M.2 Key E 2230 slot (for Wi-Fi)	1 x M.2 Key E 2230 slot (for Wi-Fi)
Touchscreen	Projected capacitive multi-touch	Projected capacitive multi-touch	Projected capacitive multi-touch
Operating System	Windows® 10	Windows® 10	Windows® 10
Power Supply	96W (12V/8A) AC to DC power adapter	60W (24V/2.5A) AC to DC power adapter	60W (24V/2.5A) AC to DC power adapter
Power Consumption	Average 45W	Average 45W	Average 60W
Watchdog Timer	255 levels, 1 to 255 sec./min.	255 levels, 1 to 255 sec./min.	255 levels, 1 to 255 sec./min.
Dimensions (W x D x H)	386 x 40 x 241 mm (15.1" x 1.6" x 9.5")	393.5 x 33.5 x 248.5 mm (15.5" x 1.3" x 9.8")	526.1 x 46.3 x 317.6 mm (20.7" x 1.8" x 12.5")
Weight (net/gross)	3.2 kg (7.04lb)/5.4kg (11.9 lb)	3.1 kg (6.9 lb)/5.6 kg (12.4 lb)	6.9 kg (15.2 lb)
Operating Temperature	0°C to +40°C (+32°F to +104°F)	0°C to +40°C (+32°F to +104°F)	0°C to +40°C (+32°F to +104°F)
Mounting	Mounting kits	Mounting kits	Mounting kits
Certifications	CE, FCC Class A	CE, FCC Class A	CE, FCC Class A

NEW



NEW



Features\Models	ITC241	ITC550
Display	23.8" FHD TFT LCD 250 nits 16:9 ratio 1920 x 1080 pixels	55" 4K UHD TFT LCD 500 nits 16:9 ratio 3840 x 2160 pixels
SDM Module	SDM300S: Intel® SDM Small (SDM-S, 60 x 100 mm) SDM500L: Intel® SDM Large (SDM-L, 175 x 100 mm)	SDM300S: Intel® SDM Small (SDM-S, 60 x 100 mm) SDM500L: Intel® SDM Large (SDM-L, 175 x 100 mm)
CPU Level	SDM300S: Intel® Pentium® N4200 1.1GHz or Intel® Celeron® N3350 1.1GHz SDM500L: Intel® Celeron® 4305UE 2.0GHz or Intel® Core™ (optional)	SDM300S: Intel® Pentium® N4200 1.1GHz or Intel® Celeron® N3350 1.1GHz SDM500L: Intel® Celeron® 4305UE 2.0GHz or Intel® Core™ (optional)
Chipset	SoC Integrated	SoC Integrated
System Memory	SDM300S: LPDDR4 2400 MHz 4GB onboard (8GB optional) SDM500L: 2 x 260-pin DDR4-2400 SO-DIMM slot, up to 64GB	SDM300S: LPDDR4 2400 MHz 4GB onboard (8GB optional) SDM500L: 2 x 260-pin DDR4-2400 SO-DIMM slot, up to 64GB
SDM-S I/O	1 x GbE LAN 2 x USB 3.0 Type A 2 x SMA antenna reserved hole	1 x GbE LAN 2 x USB 3.0 Type A 2 x SMA antenna reserved hole
SDM-L I/O	1 x Power button with LED 1 x GbE LAN 4 x USB 3.0 Type A 1 x Audio output 1 x Microphone input	1 x Power button with LED 1 x GbE LAN 4 x USB 3.0 Type A 1 x Audio output 1 x Microphone input
I/O	N/A	N/A
Storage	SDM300-S: 1 x eMMC 64GB onboard SDM500-L: 1 x M.2 Key B 2242 slot 1 x M.2 Key M 2280 slot	SDM300-S: 1 x eMMC 64GB onboard SDM500-L: 1 x M.2 Key B 2242 slot 1 x M.2 Key M 2280 slot
Expansion Interface	1 x M.2 Key E 2230 slot (for Wi-Fi)	1 x M.2 Key E 2230 slot (for Wi-Fi)
Touch Screen	Projected capacitive 10 points multi-touch	10 points IR multi-touch
Operation System	Windows® 10	Windows® 10
Power Supply	60W (12V/5A) AC to DC power adapter	100- 240V AC cord
Power Consumption	Average 65W	Average 250W
Dimensions (W x D x H)	580.3 x 47.5 x 354.7mm (22.8" x 1.9" x 14")	1271.7 x 74.7 x 742.6 mm (50" x 2.9" x 29.2")
Weight (net/gross)	9.8kg (21.6 lb)	21kg (42 lb)
Operating Temperature	0°C to +40°C (+32°F to +104°F)	0°C to +40°C (+32°F to +104°F)
Mounting	Mounting kits	Mounting kits
Certifications	CE, FCC Class A	CE, FCC Class A

Self-Service Kiosks



Features\Models	SSK315	SSK515
SDM Module	SDM300S: Intel® SDM Small (SDM-S, 60 x 100 mm) SDM500L: Intel® SDM Large (SDM-L, 175 x 100 mm)	SDM500L: Intel® SDM Large (SDM-L, 175 x 100 mm)
CPU Level	SDM300S: Intel® Pentium® N4200 1.1GHz or SDM500L: Intel® Celeron® 4305UE 2.0GHz or Intel® Core™ (optional)	SDM500L: Intel® Core™ i5-8365UE, 1.6GHz Intel® Core™ i3-8145UE, 1.6GHz Intel® Celeron® 4305UE, 2.0GHz
Chipset	SoC Integrated	SoC Integrated
System Memory	SDM300S: Onboard LPDDR4 2400 MHz 4GB (8GB optional) SDM500L: 2 x 260-pin DDR4-2400 SO-DIMM slot, up to 64GB	SDM500L: 2 x 260-pin DDR4-2400 SO-DIMM slot, up to 64GB
Display	15.6" FHD TFT LCD 400 nits 16:9 aspect ratio 1920 x 1080 pixels	15.6" FHD TFT LCD 300 nits 16:9 aspect ratio 1920 x 1080 pixels
SDM-S I/O	1 x GbE LAN 2 x USB 3.0 Type A 2 x SMA antenna reserved hole	N/A
SDM-L I/O	1 x Power button with LED 1 x GbE LAN 4 x USB 3.0 Type A 1 x Audio output 1 x Microphone input	1 x Power button with LED 1 x GbE LAN 4 x USB 3.0 Type A 1 x Audio output 1 x Microphone input
I/O	1 x Power button with LED 1 x USB 3.0 Type A 2 x USB 2.0 Type A 1 x 24 VDC-in (screw-lock type)	1 x Power button with LED 1 x USB 3.0 Type A (internal) 3 x USB 2.0 Type A (Internal) 1 x RS-232 (internal) 1 x 24 VDC-in (screw-lock type)
Storage	SDM300-S: 1 x eMMC 64GB onboard SDM500-L: 1 x M.2 Key B 2280 slot	SDM500-L: 1 x M.2 Key B 2280 slot
Expansion Interface	1 x M.2 Key E 2230 slot (for Wi-Fi)	1 x M.2 Key E 2230 slot (for Wi-Fi/4G LTE)
Touchscreen	10-point projected capacitive touch with direct bonding	10-point projected capacitive touch with direct bonding
Operating Devices	Thermal printer (2" or 3") Barcode scanner (1D or 2D) RFID reader (13.56MHz)	Thermal printer (2" or 3") Barcode scanner (1D or 2D) RFID reader (13.56MHz)
Power Supply	150W (24V@A) AC to DC open-frame	150W (24V@A) AC to DC open-frame
Power Consumption	Average 90W	Average 90W
Watchdog Timer	255 levels, 0 to 255 sec.	255 levels, 0 to 255 sec.
Dimensions (W x D x H)	405 x 288 x 509 mm (15.94" x 11.34" x 20.04")	380 x 85 x 471 mm (14.96" x 3.34" x 18.54")
Weight (net/gross)	20 kg (44.1 lb)/23 kg (50.7 lb)	9.4 kg (20.7 lb)/14.5 kg (31.9 lb)
Operating Temperature	0°C to +40°C (+32°F to +104°F)	0°C to +40°C (+32°F to +104°F)
Operating Humidity	20% - 80%, non-condensing	20% - 80%, non-condensing
Certifications	CE, FCC Class A	CE, FCC Class A

Networking Security and Edge Server Platforms

NEW

Coming soon



Features \ Models	NA871	NA870	NA860	
Form Factor	2U, 19" rackmount	2U, 19" rackmount	2U, 19" rackmount	
Platform	Processor	Dual 4th Gen Intel® Xeon® Scalable processors (Sapphire Rapids)	Dual 3rd Gen Intel® Xeon® Scalable processors (Ice Lake-SP)	
	Chipset	Intel® C741	Intel® C621A/C627A	Intel® C621
	Acceleration Technology	Depend on CPU	Intel® QAT (C627A)	N/A
BIOS	AMI SPI Flash BIOS	AMI SPI Flash BIOS	AMI SPI Flash BIOS	
Memory	Technology	DDR5-4800	DDR4-3200	DDR4-2400
	Max. Capacity	1024GB	1280GB	384GB
	Socket	16x 288-pin R-DIMM	20 x 288-pin R-DIMM	12 x 288-pin R-DIMM
	ECC Support	ECC	Non-ECC/ECC	Non-ECC/ECC
Network Interface	Ethernet (default)	2 x 10/100/1000 Mbps	2 x 10/100/1000 Mbps	2 x 10/100/1000 Mbps
	Ethernet (max.)	2 x 10/100/1000 Mbps	66 x 10/100/1000 Mbps	66 x 10/100/1000 Mbps
	LAN Bypass	N/A	Upon LAN module	Upon LAN module
	Controllers	Intel® i210	Intel® i210	Intel® i210
	LAN Module	2 x OCP3.0 for optional	8 x NIC slot (Dual CPUs) 4 x NIC slot (Single CPU)	8 x NIC slot (Dual CPUs) 4 x NIC slot (Single CPU)
Storage	HDD/SSD	4 x 2.5" HDD or 4 x U.3 2.5" HDD	2 x 2.5" HDD (Hot swappable)	2 x 2.5" HDD (Hot swappable)
	M.2 SSD	1 x M.2 2280 Key M slot	1 x M.2 Key M 2242/2280 slot (PCIe) 1 x M.2 Key M 2242/2280 slot (SATA)	N/A
	mSATA/CF/CFast	N/A	N/A	1 x Full-Size mSATA
	Button	N/A	Yes	N/A
I/O	LED Indicator	Storage, BMC	Power, HDD, GPIO programmable, Link/Act with transfer rate	Power, HDD, GPIO programmable, Link/Act with transfer rate
	USB	2 x USB 3.0	2 x USB 3.0	2 x USB 3.0
	Console	1 x Console (USB typeC)	1 x Console (RJ-type)	1 x Console (RJ-type)
	LCM Module	N/A	Yes	Yes
TPM	Display	1 x VGA	1 x VGA	1 x VGA
	TPM	2.0	2.0	2.0
IPMI	2.0	Optional	Optional	
Watchdog	N/A	255 stepping for system reset 8 stepping for LAN Bypass	255 stepping for system reset 8 stepping for LAN Bypass	
Power Supply	Power Type	Redundant	Redundant	Redundant
	Watts	1600W	1300W	800W
	Input	100 to 240 VAC	100 to 240 VAC	100 to 240 VAC
	Connector	Inlet C14	Inlet C14	Inlet C14
Expansion Interface	1 x PCIe x16 (optional) 4 x PCIe x8 (optional)	2 x PCIe x16 (optional, 1 slot for each CPU)	2 x PCIe x8 (optional)	
Environment	Operating Temperature	0°C to +40°C (+32°F to +104°F)	0°C to +40°C (+32°F to +104°F)	0°C to +40°C (+32°F to +104°F)
	Storage Temperature	-20°C to +70°C (-4°F to +158°F)	-20°C to +70°C (-4°F to +158°F)	-20°C to +70°C (-4°F to +158°F)
	Humidity	10% to 95% RH, non-condensing	10% to 95% RH, non-condensing	10% to 95% RH, non-condensing
Mechanical	Construction	Steel	Steel	Steel
	Dimensions (W x H x D)	88 x 430 x 450 mm (3.46" x 16.93" x 17.7")	88 x 430 x 663 mm (3.46" x 16.93" x 26.10")	88 x 430 x 562 mm (3.46" x 16.93" x 22")
	Weight (net/gross)	12 kg (26.4 lb)/20 kg (44 lb)	12 kg (26.4 lb)/20 kg (44 lb)	12 kg (26.4 lb)/20 kg (44 lb)
	OS Support	Linux Kernel	Linux Kernel	Linux Kernel
Certifications	CE/FCC Class A	CE/FCC Class A	CE/FCC Class A	

Networking Security and Edge Server Platforms



NEW



NEW



Features \ Models		NA861	NA721	NA593
Form Factor		1U, 19" rackmount	1U, 19" rackmount	1U, 19" rackmount
Platform	Processor	2nd Gen Intel® Xeon® Scalable	Intel® Xeon® D-1700 family (Ice Lake D)	13th Gen Intel® Core™ LGA 1700 (Raptor Lake)
	Chipset	Intel® C621	SoC Integrated	Intel® R680E
	Acceleration Technology	N/A	N/A	N/A
BIOS		AMI SPI Flash BIOS	AMI SPI Flash BIOS	AMI SPI Flash BIOS
Memory	Technology	DDR4-2400	DDR4-2933	DDR5-5600
	Max. Capacity	192GB	384GB	128GB
	Socket	6 x 288-pin R-DIMM	6 x 288-pin R-DIMM/U-DIMM	4 x 288-pin U-DIMM
	ECC Support	Non-ECC/ECC	Non-ECC/ECC	Non-ECC/ECC
Network Interface	Ethernet (default)	2 x 10/100/1000 Mbps	4 x 10/100/1000 Mbps 4 x 10/100/2500 Mbps 4 x 10/100/1000/1000Mbps (by CPU)	10 x 10/100/1000 Mbps
	Ethernet (max.)	34 x 10/100/1000 Mbps	N/A	26 x 10/100/1000 Mbps
	LAN Bypass	Upon LAN module	2 pairs	2 pairs
	Controllers	Intel® i210	Intel® i350/i226	Intel® i350
	LAN Module	4 x NIC slot	2 x NIC slots	2 x NIC slot or 1 x OCP 3.0 NIC slot
Storage	HDD/SSD	2 x 2.5" HDD	2 x 2.5" HDD	2 x 2.5" HDD
	M.2 SSD	N/A	1 x M.2 2280 Key M slot	1 x M.2 2280 Key M slot
	mSATA/CF/CFast	1 x Full-Size mSATA	N/A	N/A
I/O	Button	N/A	Yes	Yes
	LED Indicator	Power, HDD, GPIO programmable, Link/Act with transfer rate	Power, HDD, GPIO programmable, Link/Act with transfer rate	Power, HDD, GPIO programmable, Link/Act with transfer rate
	USB	2 x USB 2.0	2 x USB 3.0	2 x USB 3.0
	Console	1 x Console (RJ-type)	1 x Console (RJ-type or USB type-C)	1 x Console (RJ-type or USB type-C)
	LCM Module	Yes	Yes	Yes
	Display	1 x VGA	1 x VGA (optional)	1 x HDMI, 1 x VGA (optional)
	TPM	2.0	2.0	2.0
IPMI		Optional	Optional	Optional
Watchdog		255 stepping for system reset 8 stepping for LAN Bypass	255 stepping for system reset 8 stepping for LAN Bypass	255 stepping for system reset 8 stepping for LAN Bypass
Power Supply	Power Type	Single/Redundant (optional)	Single/Redundant (optional)	Single/Redundant (optional)
	Watts	400W	300W/400W (optional)	300W/400W (optional)
	Input	100 to 240 VAC	100 to 240 VAC	100 to 240 VAC
Expansion Interface		Inlet C14	Inlet C14	Inlet C14
Environment		N/A	N/A	1 x PCIe x8 (optional)
Mechanical	Operating Temperature	0°C to +40°C (+32°F to +104°F)	0°C to +45°C (+32°F to +113°F) (300W ATX power supply) 0°C to +40°C (+32°F to +104°F) (400W 1U redundant power supply)	0°C to +45°C (+32°F to +113°F) (300W ATX power supply) 0°C to +40°C (+32°F to +104°F) (400W 1U redundant power supply)
	Storage Temperature	-20°C to +70°C (-4°F to +158°F)	-20°C to +70°C (-4°F to +158°F)	-20°C to +70°C (-4°F to +158°F)
	Humidity	10% to 95% RH, non-condensing	10% to 95% RH, non-condensing	10% to 95% RH, non-condensing
Mechanical	Construction	Steel	Steel	Steel
	Dimensions (W x H x D)	44 x 430 x 561 mm (1.73" x 16.93" x 22")	44 x 430 x 450 mm (1.73" x 16.93" x 17.7")	44 x 430 x 450 mm (1.73" x 16.93" x 17.7")
	Weight (net/gross)	8 kg (17.6 lb)/12 kg (26.4 lb)	8.5 kg (18.74 lb)/9.8 kg (21.61 lb)	6 kg (13.2 lb)/10 kg (22 lb)
	OS Support	Linux Kernel	Linux Kernel	Linux Kernel/Windows
Certifications		CE/FCC Class A	CE/FCC Class A	CE/FCC Class A



Features \ Models	NA592	NA591	NA590
Form Factor	1U, 19" rackmount	1U, 19" rackmount	1U, 19" rackmount
Processor	10th Gen Intel® Core™/Xeon® W-1200	8th/9th Gen Intel® Core™/Xeon® E	8th/9th Gen Intel® Core™/Xeon® E
Platform	Chipset Acceleration Technology	Intel® W480E N/A N/A	Intel® C246 N/A N/A
BIOS	AMI SPI Flash BIOS	AMI SPI Flash BIOS	AMI SPI Flash BIOS
Memory	Technology	DDR4-2933	DDR4-2666
	Max. Capacity	128GB	128GB
	Socket	4 x 288-pin U-DIMM	4 x 288-pin U-DIMM
Network Interface	ECC Support	Non-ECC/ECC	Non-ECC/ECC
	Ethernet (default)	10 x 10/100/1000 Mbps	2 x 10/100/1000 Mbps
	Ethernet (max.)	26 x 10/100/1000 Mbps	34 x 10/100/1000 Mbps
	LAN Bypass	2 pairs	Upon LAN module
Storage	Controllers	Intel® i350	Intel® i210
	LAN Module	2 x NIC slot	4 x NIC slot
	HDD/SSD	2 x 2.5" HDD	2 x 2.5" HDD or 1 x 3.5" HDD (3.5" optional for single PSU)
	M.2 SSD	1 x M.2 Key B 2242	1 x M.2 2280 Key M (3.5" optional for single PSU)
I/O	mSATA/CF/CFast Button	N/A Yes	1 x Full-Size mSATA N/A
	LED Indicator	Power, HDD, GPIO programmable, LAN Bypass, Link/Act with transfer rate	Power, HDD, GPIO programmable, Link/Act with transfer rate
	USB	2 x USB 3.0	2 x USB 2.0
	Console	1 x Console (RJ-type)	1 x Console (RJ-type)
	LCM Module	Yes	Yes
	Display	1 x VGA (optional)	1 x VGA (optional)
TPM	2.0	2.0	
IPMI	Optional	Optional	
Watchdog	255 stepping for system reset 8 stepping for LAN	255 stepping for system reset 8 stepping for LAN Bypass	55 stepping for system reset 8 stepping for LAN Bypass
	Power Type	Single/Redundant (optional)	Single/Redundant (optional)
Power Supply	Watts	300W/400W (optional)	300W/400W (optional)
	Input	100 to 240 VAC	100 to 240 VAC
Expansion Interface	Connector	Inlet C14	Inlet C14
	1 x PCIe x8 (optional)		
	1 x M.2 Key E 2230 (PCIe x1)		
	1 x M.2 Key M 2242/2280 (PCIe x4) (optional)	1 x PCIe x4 (optional)	1 x PCIe x8 (C246 optional)
Environment	Operating Temperature	0°C to +40°C (+32°F to +104°F)	0°C to +45°C (+32°F to +113°F)
	Storage Temperature	-20°C to +70°C (-4°F to +158°F)	-20°C to +70°C (-4°F to +158°F)
	Humidity	10% to 95% RH, non-condensing	10% to 95% RH, non-condensing
Mechanical	Construction	Steel	Steel
	Dimensions (W x H x D)	44 x 430 x 450 mm (1.73" x 16.93" x 17.7")	44 x 430 x 500 mm (1.73" x 16.93" x 19.69")
	Weight (net/gross)	6 kg (13.2 lb)/9.5 kg (21 lb)	8.32 kg (18.34 lb)/12.76 kg (28.13 lb)
	OS Support	Linux	Linux
Certifications	CE/FCC Class A	CE/FCC Class A	

SOHO Network Appliances



Models	NA363R	NA362R	
Form Factor	1U, 19" rackmount	1U, 19" rackmount	
Platform	Processor	Intel® Atom® C3558/C3758	Intel® Atom® C3558/C3758
	Chipset	SoC integrated	SoC integrated
	Acceleration Technology	Intel® QAT	Intel® QAT
BIOS	AMI SPI Flash BIOS	AMI SPI Flash BIOS	
Memory	Technology	DDR4-2400	DDR4-2400
	Max. Capacity	128GB	128GB
	Socket	4 x 288-pin R-DIMM/U-DIMM	4 x 288-pin R-DIMM/U-DIMM
	ECC Support	Non-ECC	Non-ECC/ECC
Network Interface	Ethernet (default)	6 x 10/100/1000 Mbps	6 x 10/100/1000 Mbps 2 or 4 x SFP+
	Ethernet (max.)	6 x 10/100/1000 Mbps	6 x 10/100/1000 Mbps 4 x SFP+
	LAN Bypass	1 pair, 2 pair (optional)	1 pair
	Controllers	Intel® x552 & Intel® i210	Intel® i211
	LAN Module	1 x NIC Slot (C3758 optional)	2 x 2.5" HDD
Storage	HDD/SSD	2 x 2.5" HDD	2 x 2.5" HDD
	M.2 SSD	1 x 3.5" HDD (Optional)	1 x 3.5" HDD (Optional)
	mSATA/CF/CFast	N/A	N/A
	Button	1 x Full-Size mSATA	1 x Full-Size mSATA
I/O	LED Indicator	Yes	Yes
	USB	Power, HDD, GPIO programmable, LAN Bypass, Link/Act with transfer rate	Power, HDD, GPIO programmable, LAN Bypass, Link/Act with transfer rate
	Console	2 x USB 2.0	2 x USB 2.0
	LCM Module	1 x Console (RJ-type)	1 x Console (RJ-type)
	Display	Yes	Yes
	TPM	N/A	N/A
IPMI	(optional for VGA module)	(optional for VGA module)	
Watchdog	Display	1.2 or 2.0 (optional)	1.2 or 2.0 (optional)
	IPMI	N/A	N/A
Power Supply	Watchdog	255 stepping for system reset 8 stepping for LAN Bypass	255 stepping for system reset 8 stepping for LAN Bypass
	Power Type	Open frame	Open frame
	Watts	120W	120W
	Input	100 to 240 VAC	100 to 240 VAC
Expansion Interface	Connector	Inlet C14	Inlet C14
	Expansion Interface	1 x Full-size PCIe Mini Card slot (PCIe/USB)	1 x Full-size PCIe Mini Card slot (PCIe/USB)
		1 x Full-size PCIe Mini Card slot (SATA/USB)	1 x Full-size PCIe Mini Card slot (SATA/USB)
Environment	Operating Temperature	0°C to +45°C (+32°F to +113°F)	0°C to +45°C (+32°F to +113°F)
	Storage Temperature	-20°C to +70°C (-4°F to +158°F)	-20°C to +70°C (-4°F to +158°F)
	Humidity	10%- 95% RH, non-condensing	10%- 95% RH, non-condensing
	Construction	Steel	Steel
Mechanical	Dimensions (W x H x D)	44 x 430 x 250 mm (1.73" x 16.93" x 9.84")	44 x 430 x 250 mm (1.73" x 16.93" x 9.84")
	Weight (net/gross)	3.5 kg (7 lb)/4.5 kg (9 lb)	3.5 kg (7 lb)/4.5 kg (9 lb)
	OS Support	Linux	Linux
Certifications	CE/FCC Class A	CE/FCC Class B	

NEW



Features \ Models		NA350C	NA362	NA345
Form Factor		1U Desktop	1U Desktop	1U Desktop
Platform	Processor	Intel Atom® x6425E	Intel® Atom® C3338/C3558/C3758	Intel® Pentium® J3455 Intel® Celeron® N3350
	Chipset	SoC integrated	SoC integrated	SoC integrated
BIOS	Acceleration Technology	N/A	Intel® QAT	N/A
	Technology	AMI SPI Flash BIOS	AMI SPI Flash BIOS	AMI SPI Flash BIOS
Memory	Max. Capacity	DDR4-3200 32GB	DDR4-2400 64GB (U-DIMM)	DDR3L-1866 8GB
	Socket	2 x 260-pin SO-DIMM	2 x 288-pin R-DIMM/U-DIMM (C3338) 4 x 288-pin R-DIMM/U-DIMM (C3558/C3758)	1 x 204-pin SO-DIMM
	ECC Support	Non-ECC	Non-ECC/ECC	Non-ECC
	Ethernet (default)	2 x 10/100/1000 Mbps 2 x 2.5G RJ-45 and 2 x 1G SFP	6 x 10/100/1000 Mbps 2 x SFP+ (C3558), 4 x SFP+ (C3758)	4 x 10/100/1000 Mbps
Network Interface	Ethernet (max.)	2 x 10/100/1000 Mbps 2 x 2.5G RJ45 and 2 x 1G SFP	6 x 10/100/1000 Mbps 4 x SFP+	6 x 10/100/1000 Mbps
	LAN Bypass	1 pair (optional)	1 pair (optional)	1 pair (optional)
	Controllers	Intel® i350 and MaxLinear GPY211	Intel® i210	Intel® i211
	LAN Module	N/A	N/A	N/A
Storage	HDD/SSD	1 x 2.5" HDD (Max 9.5mm height only)	1 x 2.5" HDD	1 x 2.5" HDD (Max 9.5mm height only)
	M.2 SSD	1 x M.2 Key M 2242 slot	N/A	N/A
	mSATA/CF/Cfast	N/A	1 x Full-Size mSATA	1 x Full-Size mSATA
I/O	Button	1 x Power Switch	1 x Power Switch 1 x Reset Button	1 x Power Switch 1 x Reset Button
	LED Indicator	Power, HDD, GPIO programmable, LAN Bypass, Link/Act with transfer rate	Power, HDD, GPIO programmable, LAN Bypass, Link/Act with transfer rate	Power, HDD, GPIO programmable, LAN Bypass, Link/Act with transfer rate
	USB	2 x USB 2.0	2 x USB 2.0	2 x USB 3.0
	Console	1 x Console (RJ-type)	1 x Console (RJ-type)	1 x Console (RJ-type)
	LCM Module	N/A	N/A	N/A
TPM	Display	1 x HDMI	N/A	1 x HDMI
	IPMI	2.0 (optional)	2.0 (optional)	1.2 (optional)
Watchdog	IPMI	N/A	N/A	N/A
	Watchdog	255 stepping for system reset 8 stepping for LAN Bypass	255 stepping for system reset 8 stepping for LAN Bypass	255 stepping for system reset 8 stepping for LAN Bypass
Power Supply	Power Type	Adapter	Adapter	Adapter
	Watts	60W	60W/84W	60W
Expansion Interface	Input	100 to 240 VAC	100 to 240VAC	100 to 240 VAC
	Connector	DC-Jack	DC-Jack	DC-Jack
Environment	Operating Temperature	0°C to +40°C (+32°F to +104°F)	0°C to +40°C (+32°F to +104°F)	0°C to +40°C (+32°F to +104°F)
	Storage Temperature	-20°C to +70°C (-4°F to +158°F)	-20°C to +70°C (-4°F to +158°F)	-20°C to +70°C (-4°F to +158°F)
	Humidity	10% - 95% RH, non-condensing	10% - 95% RH, non-condensing	10% - 95% RH, non-condensing
	Construction	Steel	Steel	Steel
	Dimensions (W x H x D)	44 x 257 x 197 mm (1.73" x 10.12" x 7.76")	44 x 231 x 197 mm (1.73" x 9.09" x 7.76")	44 x 231.9 x 152 mm (1.73" x 9" x 5.98")
Mechanical	Weight (net/gross)	1.598 kg (3.52 lb)/2.45 kg (5.4 lb)	1.64 kg (3.62 lb)/2.54 kg (5.60 lb) (C3338/C3558) 1.64 kg (3.62 lb)/2.69 kg (5.93 lb) (C3758)	2.35 kg (5.18 lb)/2.61 kg (5.75 lb)
	OS Support	Linux	Linux	Win 10, Linux
Certifications		CE/FCC Class B	CE/FCC Class B	CE/FCC Class B

SOHO Network Appliances



Models	NA347	NA346
Form Factor	Ultra-Compact, Fanless	Ultra-Compact, Fanless
Platform	Processor	Intel® Celeron® N3350
	Chipset	SoC integrated
	Acceleration Technology	N/A
BIOS	AMI SPI Flash BIOS	AMI SPI Flash BIOS
Memory	Technology	DDR3L-1866
	Max. Capacity	8GB
	Socket	1 x 204-pin SO-DIMM
	ECC Support	Non-ECC
Network Interface	Ethernet (default)	3 x 10/100/1000 Mbps
	Ethernet (max.)	3 x 10/100/1000 Mbps
	LAN Bypass	1 pair (optional)
	Controllers	Intel® i211
	LAN Module	N/A
Storage	HDD/SSD	N/A
	M.2 SSD	1 x M.2 Key B 2242 slot
	mSATA/CF/CFast	N/A
I/O	Button	1 x Power Switch with LED
	LED Indicator	N/A
	USB	2 x USB 3.0
	Console	1 x Console (RJ-type)
	LCM Module	N/A
	Display	1 x HDMI
TPM	2.0 (optional)	2.0 (optional)
Watchdog	255 stepping for system reset	255 stepping for system reset 8 stepping for LAN Bypass
Power Supply	Power Type	Adapter
	Watts	36W
	Input	100 to 240 VAC
	Connector	DC-Jack w/Screw Type
Expansion Interface		1 x M.2 Key B 2242 slot 1 x Full-size PCIe Mini Card slot (PCIe+USB) 1 x Nano SIM slot
		1 x Half-size PCIe Mini Card slot (SATA+USB) 1 x Full-size PCIe Mini Card slot (SATA+USB, PCIe optional) 1 x Nano SIM slot
Environment	Operating Temperature	0°C to +40°C (+32°F to +104°F)
	Storage Temperature	-20°C to +70°C (-4°F to +158°F)
	Humidity	10%- 95% RH, non-condensing
Mechanical	Construction	Aluminum
	Dimensions (W x H x D)	26 x 146 x 118.2 mm (1.24" x 5.57" x 4.65")
	Weight (net/gross)	0.284 kg (0.63 lb) / 0.786 kg (1.73 lb)
		0.62 kg (1.37 lb) / 1.3 kg (2.87 lb)
OS Support	Win 10, Linux	Win 10, Linux
Certifications	CE/FCC Class B	CE/FCC Class B

LAN Modules

	Module	LAN Chipset	Ports	LAN Bypass (Latch Relay)	Copper/Fiber (SFP)
1G	AX93316-8GIL	Intel® i350	8	4	8/0
	AX93326-8GIL	Intel® i210	8	4	8/0
	AX93316-8GI	Intel® i350	8	0	8/0
	AX93322-8MIL	Intel® i350	8	2	4/4
	AX93322-8FI	Intel® i350	8	0	0/8
	AX93336-4GIL	Intel® i350	8	2	4/0
	AX93336-4FI	Intel® i350	4	0	0/4
10G	AX93327-4FI	Intel® XL710	4	0	0/4
	AX93307-2FI	Intel® 82599ES	2	0	0/2
	AX93307-2FIL	Intel® 82599ES	2	1	0/2
25G	AX93332-25FI	Intel® XXV710	2	0	0/2
40G	AX93331-2QFI	Intel® XL710	2	0	0/2
100G	AX93357	Intel® E810	2	0	0/2
	AX93358	Intel® E810	2	0	0/2

100Gbps Modules



PCIe Card - AX93357

- Intel® Ethernet Controller E810
- 2 x 100GbE QSFP28 Cages
- Enhanced DPDK for Network Functions



NIC Module - AX93358

- Intel® Ethernet Controller E810
- 2 x 100GbE QSFP28 Cages
- Enhanced DPDK for Network Functions



ASIA

Axiomtek Co., Ltd (HQ)

8F., No.55, Nanxing Road, Xizhi District,
New Taipei City 221, Taiwan

T/ +886-2-8646-2111

F/ +886-2-8646-2555

E/ info@axiomtek.com.tw

Axiomtek Technology (Shenzhen) Co., Ltd

Unit GH, 6F, Building 7 (Block B), Baoneng
Science and Technology Park, Longhua
Street, Qinghu Community, Qinghu Village,
Longhua District, Shenzhen, China

T/ +86-0755-66865899

F/ +86-0755-66863068

E/ axcn@axiomtek.com.cn

Axiomtek Japan Co., Ltd.

3F, 1-7-11, Higashi Nihonbashi,
Chuo-Ku, Tokyo
103-0004, Japan

T/ +81-(0)3-6206-0308

E/ info@axiomtek.co.jp

Axiomtek (Malaysia) Sdn. Bhd.

No 16, Jalan Tandang 51/205A,
Seksyen 51, 46050 Petaling Jaya, Selangor,
Malaysia

T/ +603-77731203

+603-77724403

E/ info@axiomtek.com.my

Axiomtek (Thailand) Co., Ltd.

7/17 Moo 6, Tumbol Banmai,
Amphur Pakkret, Nonthaburi,
Thailand 11120

T/ +662-573-4725

F/ +662-573-4726

E/ sales@axiomtek.co.th

USA

Axiomtek (U.S. HQ)

18138 Rowland Street, City of Industry,
CA 91748, USA

T/ +1-626-581-3232

F/ +1-626-581-3552

E/ info@axiomtek.com
sales@axiomtek.com

Regional Sales Office

Western Region ext. 116
Northeast/Southeast Region ext. 123
North Central Region ext. 189

T/ +1-626-581-3232

Axiomtek Systems

300 Griffin Brook Drive, Methuen,
MA 01844, USA

T/ +1-978-258-0108

EU

Axiomtek Deutschland GmbH

Elisabeth-Selbert-Straße 21a
40764 Langenfeld, Germany

T/ +49-2173-399360

E/ welcome@axiomtek.de

Axiomtek UK Limited

Peter House, Oxford Street, Greater
Manchester M1 5AN, UK

T/ +44(0)1612093680

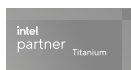
E/ info@axiomtek.co.uk

Axiomtek Italia S.r.l.

Via Pavia, 21
20835 Muggiò (MB), Italy

T/ +39-02-664299.1 r.a.

E/ info@axiomtek.it



V317 94300005410E